

VISUALLY SPEAKING/

SPRING
2017

Minnetonka Center for the Arts

Classes / Exhibits / Outreach

Visual arts education for all ages, interests and abilities



ABOUT THE COVER:

On the Radar, an abstract oil painting by Artist-Instructor Ellen Richman. Learn more about the artist and her art in the *Artist Spotlight* on PAGE 5.

**Discover the fulfilling
joy of making art.
Take an art class! / PAGES 6-21**

**Limited time?
More than 30 workshops
this spring! / PAGES 18-19**

**Exhibits and opening receptions
are fun, free and open to
the public! / PAGE 2**

**Get to know Artist-Instructor
Ellen Richman in the
Artist's Spotlight. / PAGE 5**

ESSENTIAL DATES

Student Show

February 2 - March 2

Laura H. Miles Gallery

Opens with a reception on February 2, 6 - 8 p.m.

Free and open to the public!

Contemporary American Botanicals

February 2 - March 30

Murphy Room

Opens with the Student Show

Free and open to the public!

Spring I class session

February 27 - April 22

Please register by February 18

(or at least one week prior to class start)

*Early registration discount ends February 4**

Juried Figure Show

March 9 - April 7

Laura H. Miles Gallery

Opens with a reception on March 9, 6 - 8 p.m.

Free and open to the public!

Lake Country Pastel Society Juried Spring Exhibition

April 13 - May 11

Laura H. Miles Gallery

Free and open to the public!

Spring II class session

April 24 - June 17

Please register by April 15

(or at least one week prior to class start)

*Early registration discount ends April 1**

Members' Salon Show

May 25 - June 22

Laura H. Miles Gallery

Opens with a reception on May 25, 6 - 8 p.m.

Free and open to the public!

Summer Arts Camp 2017

June 12 - August 25

Registration opens mid-February

** Discount for currently enrolled students to continue their artistic journey into the ensuing session*

Exhibits Update

Making the visual arts available to everyone in the community is the heart of our mission. Our facility is fully accessible, and exhibits and opening receptions are free and open to all. Come discover original artwork in the gallery, throughout the building, in the shop and at Ridgedale Center.

To purchase artwork at the Art Center, go to the Registrar at the front desk. To purchase artwork at Ridgedale Center, through the Partners in Art program, contact Bob Bowman at bbowman@minnetonkaarts.org or 952.473.7361, x. 17.

Student Show February 2 - March 2

Laura H. Miles Gallery

Opens with a reception on February 2, 6 - 8 p.m.

This show illustrates the creativity, skill and inspiration that unfold in our studios every day. Exhibiting in a professional gallery setting is an important part of the artistic learning process and each year this show reminds us of the power, potential and importance of the visual arts in our lives. Come see what attracts students to our studios and keeps them coming back. It might even help you find the perfect class for your artistic journey.



A gallery shot of the 2016 Student Show.

CALL FOR ENTRIES Student Show

Intake: January 24, 9 a.m. - 7 p.m.

Any MCFTA student (ages 16+) who has been enrolled in a class between January 1 and December 31, 2016, may exhibit. One piece may be entered per class taken, with a maximum of two pieces per student. *(Please note that the same class taken multiple times with the same instructor counts as one class.)* Entries must reflect the medium and purpose of the class taken. All 2- and 3-dimensional media, except installation and video, will be considered. Deliver artwork during intake hours per the instructions detailed in the Call for Entries, which may be found on the Exhibits webpage at minnetonkaARTS.org.

Members' Salon Show May 25 - June 22

Laura H. Miles Gallery

Opens with a reception on May 25, 6 - 8 p.m.

This non-juried show offers all current members the opportunity to display up to three original artworks of their choosing. We call it a salon as our enthusiastic members may have us hanging art up to the ceiling! Don't miss this opportunity to show everyone what you've been creating. Mark your calendars for the opening reception – it's the best kind of party, where everyone shares a common interest and is excited to talk about it.



Bird's Nest by student Jean Niemic.

Contemporary American Botanicals February 2 - March 30

Murphy Room

In conjunction with the *Student Show*, we present a collection of botanical art by students of Suzanne Galloway's *Contemporary American Botanicals* classes exhibited in the Murphy Room. Enjoy natural subject matter captured in precise detail and a variety of mediums by Art Center students. Graphite, colored pencil and watercolor are all used to depict feathers, a bird's nest, a crabapple sprig, gourds, leaves and more in scientifically accurate renderings.

CALL FOR ENTRIES Juried Figure Show

Deadline: February 1

Open to artists residing in Minnesota, North Dakota, South Dakota, Nebraska, Iowa and Wisconsin. Submit up to 12 images of original artwork depicting or inspired by the human figure by the deadline for consideration. All work must be available for sale. Find the complete Call for Entries at MNartists.org or on the Exhibits webpage at minnetonkaARTS.org.

CALL FOR ENTRIES Members' Salon Show

Intake: May 16, 9 a.m. - 7 p.m.

Members may submit up to three original works. Memberships must be current through the end of the exhibit and may be renewed or purchased at the time of intake. Find the complete Call for Entries on the Exhibits webpage at minnetonkaARTS.org.

Juried Figure Show March 9 - April 7

Laura H. Miles Gallery

Opens with a reception on March 9, 6 - 8 p.m.

From primitive talismans to high-style portraiture, artworks depicting the human figure comprise one of the oldest and most enduring genres of art. This exhibit will present a juried selection of works of art and fine craft in a broad range of media depicting or inspired by the human form.



(top) *Definition* by Tara Sweeney, (bottom left) *Elongated Torso I* by Norman Holen and (bottom right) *Bathers* by Pratibha Gupta.



Lake Country Pastel Society Juried Spring Exhibition

April 13 - May 11

Laura H. Miles Gallery

Members of the Lake Country Pastel Society will exhibit their finest work in a show curated by Frederick Somers. The appeal of pastel is the ability to achieve painterly effects with the control of a semi-solid medium and the soft, unbrush-marked surfaces that result. You'll find pastel paintings in a variety of approaches, from traditional to contemporary, by some of the top pastel artists in the region.



St. Croix Overlook, a pastel painting by Artist-Instructor Cynthia Kath.

CONTENTS

1	Essential Dates
2	Exhibits Update
3	Director's Note
4	Thank You Donors / Welcome Members
5	Artist Spotlight: Ellen Richman
6-7	Spring Classes at a Glance
8-21	Spring Class Descriptions
22	Artist-Instructor Bios
23	Registration Details

BOARD OF DIRECTORS *As of the 11/16/2016 meeting*

CHAIR	Jim Schwert
VICE CHAIR	Barbara McBurney
SECRETARY	Denise Leskinen
TREASURER	Lance Jeppson
MEMBERS AT LARGE	Cynthia Dyste Crissy Field Susan Lipscomb Andrea Michaelsen Kathleen Michaelson Terry Savidge
DIRECTOR EMERITUS	Laura H. Miles

ART CENTER STAFF

EXECUTIVE DIRECTOR	Roxanne Heaton, x. 15 rheaton@minnetonkaarts.org
FINANCE DIRECTOR	Kathy Glaubitz, x. 18 kglaubitz@minnetonkaarts.org
COMMUNICATIONS DIRECTOR	Sara Skalle, x. 12 sskalle@minnetonkaarts.org
EXHIBITS DIRECTOR & RETAIL MANAGER	Robert Bowman, x. 17 rbowman@minnetonkaarts.org
ADULT PROGRAM DIRECTOR	Mara Miller, x. 13 mmiller@minnetonkaarts.org
CHILDREN & YOUTH PROGRAM DIRECTOR	Nicole Buchholz, x. 26 nbuchholz@minnetonkaarts.org
CERAMICS STUDIO MANAGER	Lee Persell, x. 14 lpersell@minnetonkaarts.org
SCULPTURE STUDIO MANAGER	Open, x. 11
EXECUTIVE ASSISTANT	Dori Dedon-Mezei, x. 10 ddedon-mezei@minnetonkaarts.org
REGISTRARS	Anicka Schanilec, x. 16 Erin Boe, x. 16 registration@minnetonkaarts.org
GUEST SERVICES	952.473.7361, x. 16 information@minnetonkaarts.org
VOLUNTEER OPPORTUNITIES	Maryalice Brenk mmbrenk@mchsi.com
WEBSITE	minnetonkaARTS.org
FACEBOOK	facebook.com/artcentered
TWITTER	@Mtkacenter4arts

ABOUT THE COVERS

We are pleased to feature the artwork of Artist-Instructor Ellen Richman on this issue's covers. Learn more about Ellen's abstract painting and classes in the *Artist Spotlight* on page 5.

Director's Note

Dear Friends,

Thank you for all of your support and for being a part of our visual arts community this past calendar year! Because of you, we will end 2016 with cause for celebration.

Our class participation is strong, once again confirming the value of the service we provide, the dedication of our students and the quality delivered by our very talented instructors.

The Minnesota State Arts Board awarded an impressive \$64,000 grant for operations, and the National Endowment for the Arts awarded two \$10,000 grants to support our exhibits at the Ridgedale Center. These grants affirm our work and help make it possible for thousands of Minnesotans to experience the profound transformative effects of high-quality visual arts experiences.

Our annual campaign contributions continue to arrive at a brisk pace. Many thanks to each of you who have already responded! So far, 58 donors have given nearly \$50,000! We need to raise \$100,000 by March 1 – an ambitious goal and achievable only with your help! Tax-deductible contributions may be made by mail, in person or on our website. Your important gifts help keep our programs affordable and accessible to the widest possible audience. Without them, our work could not continue.

This year's Arts of the Holidays Show & Sale was another unprecedented success. The artists provided amazing work, well priced and perfect for gifting, and the staff and volunteers did an incredible job of creating a magical shopping experience. Congratulations to the artists and my thanks to all of our shoppers! This sale is a great way to support our local artists and give a little something to the Art Center at the same time (60 percent of the proceeds from this sale go directly to our artists).

All in all, 2016 was a fine year at the Art Center! How fortunate we are to have such a supportive and engaged community!



I hope you enjoy this issue of *Visually Speaking* and that you'll celebrate the coming Spring season by spending some time at the Art Center.

Best regards,

Roxanne L. Heaton
Executive Director

Arts of the Holidays 2016 VOLUNTEERS

Many, many thanks to the more than 50 wonderful volunteers who made this year's Arts of the Holidays Show & Sale possible. Your generous gift of time, taking two-hour shifts in the gallery to help customers, write up and wrap purchases, is greatly appreciated! For many people, especially those coming to the Art Center for the first time, your kind attention and good service forms their first impression. For all of that, heartfelt thanks from the staff and the board of directors! If you're interested in helping out next year, contact Maryalice Brenk at mmbrenk@mchsi.com.

Gingie Anderson • Anne Bendt • Traudi Bestler • Lynne Bisagno • Maryalice Brenk • Jim Brownfield • Tess Brownfield • MJ O'Keefe Coats • Marlene Doak • Marcia Ernst • Paul Ernst • Linda Ferguson • George Foulkes • Pat Foulkes • Bob Grider • Pratibha Gupta • Karen Hill • Jerri Hirsch • Penne Holt • Sarah Hrusovsky • Barb Jeffries • Jane Johnson • Pat Johnson • Arlene Kennedy • Susan Lyman • Jon Maakestad • Andrea Michaelsen • Lucy Morrissey • Maryjo Newman • Suzanne Olson • Kim Parker • Marcia Paul • Diane Petron • Judy Platt-Nelson • Marti Priest • Suzy Robertson • Judy Rodewald • Bonnie Ronning • Sharon Salzl • Judy Schmeling • Alan Shefland • Patty Carmody Smith • Roxy Soth • Cheri Sueker • Carrie Svendahl • Rachel Traynham • Judy Vars • Julie Vogl • Beth Willis • Donna Winberg

Piano lessons with Bella Shagalov

MMTA certified / Experienced
Award-winning students

Lessons available at the Minnetonka Center for the Arts. Ages 5 to adult.
Weekly 30-, 45- or 60-minute lessons. Two recitals a year.

bellapiano@hotmail.com /
763.545.8270

NEW STUDENT DISCOUNT

If you've never taken a class with us before, enjoy a 10 percent savings on your first registration! (Details, p. 23) Call the Registrar at 952.473.7361, x. 16 to claim this benefit! It cannot be processed online.

THANK YOU.

THANK YOU. THANK YOU TO ALL WHO MADE MEMBERSHIP, PROJECT, SPONSORSHIP, IN-KIND, CORPORATE, OPERATING AND CAPITAL GIFTS TOTALING \$150 OR MORE BETWEEN SEPTEMBER 1 - NOVEMBER 30, 2016.

Contributions

SEPTEMBER 1 - NOVEMBER 30, 2016

\$40,000+

Minnesota State Arts Board

\$2,000 - \$6,000

Bill and Terry Ankeny

The Caridad Corporation / Mari and Tom Lowe

Dr. and Mrs. Robert G. Hauser

Barbara McBurney

The S.Bartley Osborn Family Charitable Trust /
Bart and Kandi Osborn

Wells Fargo Advisors / Mithun Family
Foundation / Ray and Mary Mithun

Cornie and Betty Ann Wiens

\$1,000 - \$1,999

1 Anonymous Donor

Fidelity Charitable Gift Fund /

Mrs. Linda H. Garrett

Kurt and Julie Scheurer

Woodhouse Family Foundation /
Kirt and Nicole Woodhouse

\$500 - \$999

Dougherty Family Foundation /

Kathy and Mike Dougherty

Cynthia and Gregg Dyste

Mr. and Mrs. Mark Engebretson

Claire and Colin Hames

David and Mona Harmann

Mr. Edgar T. Savidge

The Minneapolis Foundation / Leland T. Lynch
and Terry Saario Fund of the Minneapolis
Foundation / Leland T. Lynch and

Terry Saario

Wells Fargo Foundation

Jill and Scott Wine

\$150 - \$499

2 Anonymous Donors

Carl and Lynn Beihl

Mr. and Mrs. Michael J. Brenk

Mrs. Myra Chazin

Patricia Fair and Randy Arnold

Fidelity Charitable Gift Fund / Elizabeth Weiner

Mr. and Mrs. Bill Findlay

Mrs. Debra Hahn Fisher

General Mills Foundation c/o CyberGrants, Inc.
David Harmann / Jane and Walter Barry

Mrs. Debra Hahn Fisher

John and Julie Hallquist

Denise and Bill Leskinen

Amy and Chell Luesse

Mary and Alan Manning

Medtronic Foundation /

Fidelity Charitable Gift Fund / Penny Hunt

Andrea and George Michaelsen

Kathleen and David Michaelson

Richard and Mary Ann Pedtke Charitable

Foundation of the Ayco Charitable

Foundation / Richard and Mary Ann Pedtke

Mr. Robert Savage

Anne Larsen Simonson

The Minneapolis Foundation /

Mr. and Mrs. James Howard

Mr. and Mrs. Gary L. Vars

Mr. and Mrs. Fred Weiner

Dr. Alvin S. Zelickson and Mrs. Sue Z. Zelickson

Foundation Contributions

Fidelity Charitable Gift Fund /

Mrs. Linda H. Garrett / Elizabeth Weiner

Richard and Mary Ann Pedtke Charitable

Foundation of the Ayco Charitable

Foundation / Richard and Mary Ann Pedtke

The Minneapolis Foundation / Leland T. Lynch

and Terry Saario Fund of the Minneapolis

Foundation / Leland T. Lynch and

Terry Saario / Mr. and Mrs. James Howard

The S. Bartley Osborn Family Charitable Trust /

Bart and Kandi Osborn

Wells Fargo Advisors / Mithun Family

Foundation / Ray and Mary Mithun

Wells Fargo Foundation

Woodhouse Family Foundation /

Kirt and Nicole Woodhouse

Corporate Contributions

General Mills Foundation

c/o CyberGrants, Inc. / David Harmann /

Jane and Walter Barry

Medtronic Foundation / Fidelity Charitable

Gift Fund / Penny Hunt

The Caridad Corporation / Mari and Tom Lowe

Memorial/Tribute Contributions

In memory of Richard Bowman /

Mr. and Mrs. Michael J. Brenk

In memory of Louise M. Gabbert /

Dougherty Family Foundation /

Kathy and Mike Dougherty

In memory of Jean London and used for

the Children's Art Scholarship Fund /

Mr. and Mrs. Bill Findlay / Kurt and

Julie Scheurer

In memory of Patricia Ann Velure /

Mrs. Debra Hahn Fisher

In-Kind Contributions

Denise and Bill Leskinen

Mary and Alan Manning

Andrea and George Michaelsen

Welcome and thank you to all new and renewing members

SEPTEMBER 1 - NOVEMBER 30, 2016

PATRON (\$1000)

Mr. C. Curtis Dunnavan

SPONSOR (\$250)

Ms. Patricia M. Fair and Mr. Randy Arnold

Dr. and Mrs. M. Nicholas Burke

Dr. and Mrs. Robert G. Hauser

Marilee and David Mahler

Dr. and Mrs. Cornelius W. Wiens

FRIENDS (\$100)

Ms. Donna R. Winberg • Mr. John Alberg

Lisa and Robert Baumgartner

Mrs. Beverly Bingham • Ms. Rae A. Carter

Ms. Trish Gardiner • Ms. Penelope Holt

Robert and Linda Jodan

Mr. and Mrs. Ralph Millerbernd

Mr. and Mrs. Rodney H. Peterson

Mr. and Mrs. George Prill

Leann and Mark Sand

Mr. and Mrs. Daniel Spoden

Susan and Kent Swanson

BASIC (\$55)

Ms. Mary K. Anderson • Mr. Gregory L. Anton

Margaret L. Bache-Wiig • Ms. Deborah Barce

Ms. Janice Barta • Mr. and Mrs. Bruce Bauer

Verilette and Jim Bell • Dr. Cara Black

Mrs. Kathleen Brady • Mr. Richard Bresnahan

Ms. Donna C. Bretl • Ms. Andrea Brosch

Mr. David Bujold • Mr. and Mrs. Dan Bujold

Dr. Cynthia Busch • Mr. and Mrs. Jerry Calengor

Lani and Peter Carlson

Ms. Patty Carmody Smith and Mr. Mike Smith

Mr. and Mrs. Steven A. Carples

Marilyn Chazin-Caldie and Patrick Caldie

Guy and Kathryn Childress • Mr. Jacob Crofut

Ms. Beth Culp • Mrs. Judy DeRoma

Ms. Nima Desai • Mrs. Jane Dettloff

Ann M. Dryer • Ms. Sylvia Dudycha

Ms. June Egberg • Ms. Lynn Fazendin

Mrs. Sharon Fodor • Mr. Steven Getchell

Mr. Jessie Gomez • Bruce and Jean Grussing

Mr. and Mrs. Jim Hautman

Roxanne and Bert Heaton • Mrs. Carol Hebrink

Nancy and Steve Hickok • Mr. and Mrs. Seth Hoyt

Mr. Donald Ihn • Ms. Cynthia Jackson

Ms. Martha Jamsa • Ms. Laurie Jaramillo

Ms. Holly Jepson and Mr. David Metzger

Ms. Nancy Johnson • Mr. and Mrs. Joe Kandiko

Bari Kessler and David Marantz

Ms. Penny King • Mrs. Kathleen Klardie

Dr. Kristi Klett • Ms. Joan B. Knudtson

Ms. Revati Koratkar • Ms. Brigitte Kratz

Ms. Stephanie A. Kroeger • Mrs. Ina Lasmane

Mary and Jeff Leadholm • Ms. Pam Lillich

Ms. Rebecca Madsen • Mrs. Maria Maldonado

Keiko and John Martin

Mr. Don McClung and Ms. Anne Harvell

Ms. Elyse McKeown • Mr. and Mrs. Paul Meisel

Mr. Bill Merrill • Mr. Ernest Miller

Ms. Lissa Miller • Mr. Todd D. Miller and Mrs.

Noelle C. Payne-Miller • Ms. Cheryl Miller

Ms. Diane Moncrieff • Ms. Marla Mullany

Jean and Dennis Neilson • Ms. Holly A. Nelson

Ms. Jean Niemiec • Jennifer and Jay Novak

Mrs. Emily Oberg • Mr. Ryan Palmer

Mrs. Tammi Pederson • Mrs. Lisa Phillips

Frank Picos and Suk Shin

Mrs. Michelle M. Plombon

Ms. Sangeeta Rath • Ms. Karen Rathke

Ms. Linda Reber and Mr. Clark Venzke

Mr. Frederick Richter

Judy and Michael Rodewald

Ms. Betts Rogers • Mrs. Wendy Rosenblatt

Ms. Georgiana Ruzich

Mr. Kent Saleska • Mrs. Valeria Sassi

Mr. Mark Sateren • Ms. Theresa Schimmenti

Ms. Michelle Seets • Ms. Sherry Sheahan

Nancy and Thomas Smith • Mr. Richard Sollie

Ms. Joanne Stommes • Ms. Shelly Storch

Mr. and Mrs. Robert J. Struyk

Mrs. Ellen Sweetman • Ms. Myrna Lu Swenson

Ms. Jennifer Swift • Mrs. Lisle Thielbar

Dr. Rachel Trockman and Mr. Mitchell Trockman

Ms. Mae Tunks • Ms. Mary Twinem

Ms. Terri Urbaniak • Ms. Mary Valensky

Mrs. Kate Van Horne • Art and Nancy Weeks

Mr. Richard Werner • Ms. Sandra Werts

Lori and Dave Wilken • Michael and Barb Wilkus

Dr. and Mrs. Laurence E. Winter

Mrs. Rianti Woodward • Ms. Amanda Zerebko

Membership Benefits

\$55 Basic Household Membership (\$50 for Seniors – age 62+)

- 10 percent discount on classes for all household members
- Invitations to special exhibit openings and events
- Eligibility to enter Members’ Show and exhibits at Ridgedale Center
- Higher commissions on sales of member exhibited art
- \$10 discount on membership at the Walker Art Center
- Discount on workshops at the Madeline Island School of the Arts

\$100 Friend Membership

- All the benefits listed above, plus coupon for free coffee and baked good in the Café

\$250 Sponsor Membership

- All the benefits listed above, plus coupon for a free lunch for two in the Café

\$1000 Patron Membership

- All the benefits listed at left, plus free use of the Henrietta Murphy Room once a year
- Acknowledgement on our Patron’s Plaque

All gifts of \$150 a year or more are acknowledged in the quarterly newsletter and the annual report. All donors of a cumulative total of \$1,000 or more during the year are honored on the Patron’s Plaque in the main lobby.

Walker Art Center members receive a \$5 discount off a Minnetonka Center for the Arts membership. MCFTA members receive a \$10 discount off a Walker Art Center membership.

To join, renew or purchase your membership, call 952.473.7361, x. 16 or go to minnetonkaARTS.org and select MEMBERSHIPS.

Donate to support the arts

You may support the Minnetonka Center for the Arts anytime, anywhere. Go to minnetonkaARTS.org and select MEMBERSHIPS or DONATIONS. For tax reporting convenience, go to LOGIN and select *new user registration* to complete a brief profile and set login information. Then you may login anytime to review or print your giving history.

ARTIST SPOTLIGHT **Ellen Richmann**



Artist-Instructor Ellen Richman in her studio with *Skip to Dance*, one of her most recent works (48 x 48-inches, oils).

Bring an empty canvas and an open mind and Ellen Richman will teach you to paint. With no literal reference, drawing exclusively from within yourself, she helps you create something of value.

And that is precisely what she has done for the Minnetonka Center for the Arts.

In 2006, Ellen brought her vision for a Contemporary Abstract Painting course to the Art Center and created curriculum from her own passion and experience. It was the first abstract painting class embraced by the community and, for 11 years and counting, continues to fill session after session.

“What I love about abstract art is that it is universal. Everybody [the viewer] brings their own mind and their own experiences to a painting and makes their own decision about what it is. You’re not dictating to them that the painting is something, because the viewer is going to make their own decision what the painting’s about,” says Ellen.

Abstract work is also known as Formalism because its tools are the formal aspects of line, shape, form, tone, texture, pattern, color and composition. Ellen likens abstract painting to a dance, an ongoing push and pull of contrasts to create a cohesive balance that works. “There has to be a certain quality to the painting in terms of its overallness. Sometimes it’s the unexpected.”

It takes a bit of courage to let go of all realistic reference, but what transpires in its place can be exhilarating. With the tools of line, form, value, etc., abstract artists are challenged to paint in their own voice. With infinite possibilities, each painter must make decisions about on what is or is not on the canvas, which is more difficult than it sounds.

Although her interest is geometric abstraction, Ellen’s own work continually shifts and changes, evidence that there is no fear constraining her expression or limiting her work to a predetermined style.

“If I stopped changing my paintings, I would feel like I wasn’t growing anymore as an artist,” says Ellen. “At the end of the day, I’m painting for myself. And because I am the eternal student and am always growing, I need to have my work continue to evolve with me.” She describes her current work as gritty, making order out of chaos.

Disciplined and hardworking, Ellen paints four days a week in her studio and teaches two days a week. Twice a year she supplies new artwork to the galleries representing her, Circa Gallery in Minneapolis and Thomas Masters Gallery in Chicago. Ellen’s paintings are featured in public collections at the Bentson Foundation, NorthMarq Companies, Deloitte, Boston Scientific, Phillips Beverage Company and eight other corporate locations.

New painters coming to Ellen’s class begin with only the primary colors of yellow, blue, red plus black and white and learn to create color. From there, it is an exciting journey as students explore making creative decisions based only on what is in front of them. There are no photographs to follow.

“It’s about thinking and the creative process. It can be very exciting intellectually,” says Ellen. “Don’t have expectations that you’re going to make this beautiful painting. That, in and of itself, is going to set you up for failure.”

Another mantra in the classroom: It’s just paint! Ellen encourages taking risks. She encourages ugly. Students reach, stretch and try new things, knowing that if it’s bad, they can just paint over it. In fact, layers are essential to Ellen’s own painting process.



***Presents and Futures*, 48 x 48-inch abstract oil painting by Ellen Richman.**

Each of her creations is the culmination of 40-plus thin layers of oil paints, creating a rich, organic surface. She applies thin layer after layer, working on eight or nine canvases at a time. Sometimes wet on wet, sometimes wet on dry, almost always using a palette knife.

Ellen effectively and generously shares her passion and lights the flame in others, yet she says sincerely, “My students taught me to teach.” As they paint, not only do students








find new levels of satisfaction and fulfillment in their lives, an impressive number of Ellen’s *Contemporary Abstract Painting* students have launched their own successful careers as professional artists.

“There’s an illusion out there that art is for some elite group of people who are special, but art is for everybody,” says Ellen. Perhaps it’s that central belief that makes her class so popular.





























***Trilogy*, 30 x 30-inch abstract oil painting by Ellen Richman.**

Spring 2017 Class Schedule

Calligraphy	SPRING I	SPRING II	CLASS TITLE	PAGE	ARTIST-INSTRUCTOR	MON	TUE	WED	THU	FRI	SAT
6:30 PM - 8:30 PM	D52217		Pointed Pen Calligraphy	8	MacDonald		•				
6:30 PM - 8:30 PM		E52617	Continuing Calligraphy 	8	MacDonald		•				
Ceramics	SPRING I	SPRING II	CLASS TITLE	PAGE	ARTIST-INSTRUCTOR	MON	TUE	WED	THU	FRI	SAT
9:30 AM - 12:30 PM	D90317	E90317	Beginning and Continuing with Clay	8	Bowman	•					
9:30 AM - 12:30 PM	D90517	E90517	Pottery in the Making	8	Persell		•				
6:00 PM - 9:00 PM	D90017	E90017	Beginning/Intermediate Pottery	8	Persell		•				
9:30 AM - 12:30 PM	D94417	E94417	Ceramic/Clay Sculpture	8	Catt			•			
1:00 PM - 4:00 PM	D94117	E94117	Ceramic/Clay Sculpture	8	Catt			•			
9:30 AM - 12:30 PM	D90617	E90617	Pottery in the Making	8	Persell				•		
6:00 PM - 9:00 PM	D97617	E97617	Clay: Form and Surface	8	Miller				•		
9:30 AM - 12:30 PM	D92617	E92617	Ceramics: Hand and Surface 	9	Pavelka					•	
12:30 PM - 3:30 PM	D91817	E91817	Stoneware and Porcelain	9	Persell/Bowman						•
Drawing	SPRING I	SPRING II	CLASS TITLE	PAGE	ARTIST-INSTRUCTOR	MON	TUE	WED	THU	FRI	SAT
9:30 AM - 12:30 PM	D42217	E42217	Drawing Basics [CORE CLASS]	9	Lauber-Westover	•					
1:00 PM - 4:00 PM	D40517	E40517	Intermediate Drawing Techniques	9	Lauber-Westover	•					
1:00 PM - 4:00 PM	D40117	E40117	Pen and Ink	9	Garder		•				
1:00 PM - 4:00 PM		E40217	Pen and Ink	9	Garder		•				
6:30 PM - 8:30 PM	D45517	E45517	Figure/Life Drawing	9	Stommes		•				
1:00 PM - 4:00 PM		E48017	Contemporary Botanicals I	10	Galloway			•			
6:30 PM - 9:00 PM	D41817	E41817	Illustrator's Guide to Picture Books 	10	Spinks				•		
Fiber Arts	SPRING I	SPRING II	CLASS TITLE	PAGE	ARTIST-INSTRUCTOR	MON	TUE	WED	THU	FRI	SAT
9:30 AM - 12:30 PM	D73017	E73017	Beginning Weaving [CORE CLASS]	10	Bestler	•					
9:30 AM - 12:30 PM	D70017	E70017	Intermediate Weaving	10	Bestler		•				
9:30 AM - 12:30 PM	D70417	E70417	Wednesday Weaving	10	Bestler			•			
1:00 PM - 4:00 PM	D71017		Beginning Rug Hooking [CORE CLASS]	10	Lausen			•			
1:00 PM - 4:00 PM	D71117		Intermediate Rug Hooking	11	Lausen			•			
1:00 PM - 4:00 PM		E71217	All Levels Rug Hooking	11	Lausen			•			
9:30 AM - 12:30 PM	D72017	E72017	Weaving on Table Looms	11	Bestler				•		
Glass	SPRING I	SPRING II	CLASS TITLE	PAGE	ARTIST-INSTRUCTOR	MON	TUE	WED	THU	FRI	SAT
1:00 PM - 4:00 PM		E98117	Creative Glass Design	11	Graham				•		
Jewelry	SPRING I	SPRING II	CLASS TITLE	PAGE	ARTIST-INSTRUCTOR	MON	TUE	WED	THU	FRI	SAT
9:30 AM - 12:00 PM	D85717	E85717	Intermediate Jewelry Design	11	Saathoff	•					
12:30 PM - 3:30 PM	D83217	E83217	Beginning Silversmithing and Jewelry Design [CORE]	11	Saathoff	•					
Lecture	SPRING I	SPRING II	CLASS TITLE	PAGE	ARTIST-INSTRUCTOR	MON	TUE	WED	THU	FRI	SAT
12:30 PM - 3:30 AM	D347L17		Preparing and Presenting Art for Exhibition	12	Bowman				4/20		
10:00 AM - 11:30 AM	D334L17		Beauty and Truth: Botanical Art Then and Now 	12	Allen						3/4
Painting (Acrylics, Oils, Pastel)	SPRING I	SPRING II	CLASS TITLE	PAGE	ARTIST-INSTRUCTOR	MON	TUE	WED	THU	FRI	SAT
9:30 AM - 12:30 PM	D40617	E40617	Contemporary Abstract Painting	12	Richman	•					
1:00 PM - 4:00 PM		E43017	Impressionist Oil Painting	12	Grevich	•					
9:30 AM - 12:30 PM	D41417	E41417	Intermediate/Advanced Painting Studio	12	Odland		•				
9:30 AM - 12:30 PM	D47517	E47517	Pastel Landscape	12	Kath		•				
12:00 PM - 3:00 PM	D46017		Painting Essentials: Composition & Perspective 	12	Kroul		•				
12:00 PM - 3:00 PM		E44117	Painting Essentials: Techniques	12	Kroul		•				
1:00 PM - 4:00 PM	D41517	E41517	Beginning/Intermediate Painting Studio	12	Odland		•				
6:30 PM - 9:30 PM	D41617	E41617	All Levels Painting Studio	12	Odland		•				
9:00 AM - 12:00 PM	D46317		Portrait Painting in Oils	13	Stommes			•			
12:30 PM - 3:30 PM		E40317	Oil and Acrylic Techniques	13	Calengor			•			
9:30 AM - 12:30 PM	D48117	E48117	Landscape and Nature Painting in Oil or Acrylic	13	Combs				•		
12:00 PM - 3:00 PM	D43517		Introduction to Painting [CORE CLASS]	13	Kroul				•		
1:00 PM - 4:00 PM	D41017	E41017	Draw and Paint from Photos	13	Thompson				•		
6:30 PM - 8:30 PM	D46617	E46617	Beginning in Oils [CORE CLASS]	13	Thompson				•		
9:30 AM - 12:30 PM	D49717	E49717	Contemporary Abstract Painting	12	Richman					•	
1:30 PM - 4:00 PM	D40917	E40917	Intro to Acrylics [CORE CLASS]	13	Garder						•
Painting (Watercolors)	SPRING I	SPRING II	CLASS TITLE	PAGE	ARTIST-INSTRUCTOR	MON	TUE	WED	THU	FRI	SAT
9:00 AM - 12:00 PM		E43617	Waterscapes in Watercolor 	14	Hearding	•					
12:30 PM - 3:30 PM		E49617	Composition Confidence for Watercolor 	14	Hearding	•					
9:00 AM - 12:00 PM		E42517	Advanced Beginner Watercolor	14	Hutchinson			•			
9:30 AM - 12:30 PM	D45017		Contemporary Botanicals I and II	14	Galloway			•			
9:30 AM - 12:30 PM		E45117	Contemporary Botanicals II	14	Galloway			•			
1:00 PM - 4:00 PM	D42117		Beginning Watercolor [CORE CLASS]	14	Hutchinson			•			
1:00 PM - 4:00 PM	D45317		Wet-into-Wet Watercolor	14	Galloway			•			
9:30 AM - 12:30 PM	D42417	E42417	Continuing Watercolor III	14	Hearding/Galloway				•		
1:00 PM - 4:00 PM	D42617	E42617	Continuing Watercolor II	15	Hearding/Galloway				•		
9:00 AM - 12:00 PM	D42717		Color Confidence Watercolor	15	Hearding					•	
12:30 PM - 3:30 PM	D47117		Color by Design Watercolor	15	Hearding					•	

Spring 2017 Class Schedule

Photography	SPRING I	SPRING II	CLASS TITLE	PAGE	ARTIST-INSTRUCTOR	MON	TUE	WED	THU	FRI	SAT
9:00 AM - 12:00 PM	D61517	E61517	Intermediate Digital Photography	15	Beihl		•				
1:00 PM - 4:00 PM	D66417	E66417	Advanced Beginner Digital Photography	15	Coats/Shefland		•				
9:30 AM - 12:30 PM	D61017	E61017	Making Photographs	15	Beihl			•			
1:00 PM - 4:00 PM	D61117	E61117	Abstract Digital Photography	16	Beihl			•			
9:30 AM - 12:00 PM	D67617		Creative iPhone Photography 	16	Mueller				•		
9:30 AM - 12:30 PM		E67417	Lightroom Fundamentals	16	Shefland				•		
1:00 PM - 4:00 PM	D66217	E66217	Beginning Digital Photography [CORE CLASS]	15	Coats/Shefland				•		
Printmaking	SPRING I	SPRING II	CLASS TITLE	PAGE	ARTIST-INSTRUCTOR	MON	TUE	WED	THU	FRI	SAT
9:30 AM - 12:30 PM	D64217	E64217	Solar Plate Printing	16	Dahl					•	
1:00 PM - 4:00 PM	D64317		Introduction to Mono Printing	16	Dahl					•	
1:00 PM - 4:00 PM		E64417	Linocut Relief Prints 	16	Dahl					•	
Sculpture	SPRING I	SPRING II	CLASS TITLE	PAGE	ARTIST-INSTRUCTOR	MON	TUE	WED	THU	FRI	SAT
1:00 PM - 4:00 PM	D88217	E88217	Repoussé and Chasing Basics 	17	Nelson		•				
12:30 PM - 3:30 PM	D82917	E82917	Stone Carving Beginning/Intermediate	17	Lyman			•			
6:00 PM - 9:00 PM	D82717	E82717	Evening Stone Carving	17	Leeman				•		
9:30 AM - 12:30 PM	D83017	E83017	Stone Carving Beginning/Intermediate	17	Lyman						•
Saturday Samplers	SPRING I	SPRING II	CLASS TITLE	PAGE	ARTIST-INSTRUCTOR	MON	TUE	WED	THU	FRI	SAT
10:00 AM - 12:00 PM	DS40AM17		Sampler Saturday: Drawing	17	Faculty						4/15
10:00 AM - 12:00 PM	DS90AM17		Sampler Saturday: Ceramics	17	Faculty						4/15
1:30 PM - 3:30 PM	DS45PM17		Sampler Saturday: Painting	17	Faculty						4/15
1:30 PM - 3:30 PM	DS10PM17		Sampler Saturday: Kids Art Exploration	17	Faculty						4/15
Workshops for Adults	SPRING I	SPRING II	CLASS TITLE	PAGE	ARTIST-INSTRUCTOR	MON	TUE	WED	THU	FRI	SAT
9:30 AM - 4:00 PM	D485W17		Underwater Watercolor 	18	Kandiko			3/1			
9:00 AM - 3:30 PM	D399W17		Finding A Fresh Approach 	18	Nelson			3/8			
9:30 AM - 4:00 PM	D876W17		Modern Mandalas in Collage 	18	Carmody Smith					3/10	
9:30 AM - 4:00 PM	D489W17		Illustrative Mapping 	18	Reynolds						•
9:30 AM - 12:30 PM	D758W17		Paint with Dyes on Silk and Cotton 	18	Maheshwari			•			
9:00 AM - 3:30 PM	D438W17		Encaustic Painting: Working With Wax	18	Reeb					3/24	
9:30 AM - 3:30 PM	D714W17		Kumihimo Beaded Bracelet	18	Bestler					3/24	
9:30 AM - 3:30 PM	D746W17		Punch Needle Embroidery 	18	Lausen						•
9:30 AM - 4:00 PM	D456W17		Watercolor Portraits - Children	18	Sweeney						•
9:00 AM - 1:00 PM	D969W17		Glass Mosaics	19	Vogl						•
9:30 AM - 4:00 PM		E417W17	Watercolor Wildlife	19	Kandiko	•					
9:00 AM - 3:30 PM		E445W17	Beginning Perspective for Painters 	19	Hearding					5/5	
9:30 AM - 4:00 PM		E676W17	Creative iPhone Photography Bootcamp 	19	Mueller						•
9:30 AM - 3:30 PM		E761W17	Dye Day	19	Bestler					5/12	
9:30 AM - 4:00 PM		E205W17	Intro to Framing and Mat Cutting	19	Kandiko					5/12	
9:30 AM - 4:00 PM		E527W17	Illumination Letterforms 	19	Reynolds						•
9:00 AM - 3:30 PM		E491W17	When is my Painting Finished? 	19	Hearding					5/19	
10:00 AM - 3:30 PM		E842W17	The Art of Earrings	19	Hansen					•	•
9:30 AM - 4:00 PM		E487W17	Views through a Grapevine in Watercolor 	19	Kandiko					6/9	
9:30 AM - 4:00 PM		E876W17	Altered Papers and Collage	19	Carmody Smith					6/16	
9:30 AM - 4:00 PM		E488W17	Flowers and French	19	Coppin						6/17
Workshops for Families	SPRING I	SPRING II	CLASS TITLE (sorted by age, then date)	PAGE	ARTIST-INSTRUCTOR	MON	TUE	WED	THU	FRI	SAT
1:00 PM - 3:30 PM	D052W17		Gorgeous Glass Spring Trinkets	20	Petron						3/18
10:00 AM - 12:00 PM	D061W17		Picasso Mug Pottery 	20	Catt						4/8
10:00 AM - 12:00 PM	D071W17		Sun & Moon Ceramics 	20	Catt						3/11
1:00 PM - 3:30 PM		E053W17	Gorgeous Glass Mosaic	20	Petron						5/6
10:00 AM - 12:00 PM		E071W17	Minnetonka Ceramics 	20	Chamberland						4/29
Children and Teens	SPRING I	SPRING II	CLASS TITLE (sorted by age, then date)	PAGE	ARTIST-INSTRUCTOR	MON	TUE	WED	THU	FRI	SAT
9:00 AM - 11:00 AM	D260W17		Mardi Gras Masks (Ages 5-7) 	20	Faculty						3/4
9:00 AM - 11:00 AM	D139W17		Earth Day Art (Ages 5-7) 	20	Faculty						4/22
9:30 AM - 11:00 AM	D19717		Painting Basics: Ancient World (Ages 6-10)	20	Buck						•
9:30 AM - 11:00 AM	D47317	E47317	Youth Drawing Studio (Ages 6-10) 	20	Odland						•
11:30 AM - 1:00 PM	D037W17		Fabric Construction (Ages 6-10) 	20	Stice						•
9:30 AM - 11:00 AM		E19717	Painting Basics: 20th Century (Ages 6-10)	20	Buck						•
11:30 AM - 1:00 PM		E12117	Mixed-Media Expo: Eco Art (Ages 6-10)  	21	Stice						•
2:00 PM - 3:30 PM	D199W17		Drawing Irish Folklore (Ages 8-12) 	21	Spinks						3/18
9:30 AM - 11:30 PM		E196W17	Tree Sculpture (Ages 8-12) 	21	Mason						5/6
9:30 AM - 11:30 PM	D13617	E13617	Clay Surface Design (Ages 10-15)	21	Petron						•
10:00 AM - 12:00 PM		E127W17	Wildlife Relief Printmaking (Ages 10-15) 	21	Dahl						•
4:00 PM - 6:30 PM		E15117	Stone Carving for Kids (Ages 10-14)	21	Picos		•				
11:00 AM - 1:00 PM	D47717	E47717	Tween Drawing Studio (Ages 11-16)	21	Odland						•

See page 22 for Artist-Instructor bios

CALLIGRAPHY

POINTED PEN CALLIGRAPHY
Kristine MacDonald
Skill level: ALL

Make your writing beautiful whether addressing cards or adding poetry to your paintings. In this class, you will learn Copperplate script, a style of calligraphy that gets its unique look from a flexible, pointed pen nib that allows variation in thickness through pressure and release. Begin by learning the lovely traditional Copperplate letter forms and then push them into the 21st century by altering the letter shapes to make them funky and current. Materials included.

Enrollment limited to 12 / Ages 16 and up

D52217 Tuesdays, February 28 - April 11
 (7 classes) 6:30 - 8:30 p.m.
 \$154 Members / \$169 Non-members

CONTINUING CALLIGRAPHY
Kristine MacDonald
Skill level: AB, I

You've taken a calligraphy class, now what? How do you put it all together to make a finished piece? Get together with other letter-lovers to explore writing small, working in color, planning and executing a finished calligraphic work. Bring your calligraphy tools (pointed pen or broad-edged pen), ink and practice paper. Prerequisite: any MCFTA calligraphy class or instructor permission.

Enrollment limited to 12 / Ages 16 and up

E52617 Tuesdays, April 25 - May 16
 (4 classes) 6:30 - 8:30 p.m.
 \$87 Members / \$95 Non-members

➤ **See also *Illustrative Mapping, Illumination Letterforms and Altered Papers and Collage* in Workshops for Adults on pages 18-19.**



CERAMICS

BEGINNING AND CONTINUING WITH CLAY
Robert Bowman
Skill level: ALL

This course combines basic throwing and handbuilding techniques for beginners with more advanced techniques and individualized instruction for continuing students. Demonstrations and discussions will complement the hands-on experiences, and we'll explore a variety of firing methods for finishing our work.

Enrollment limited to 18 / Ages 16 and up

D90317 Mondays, February 27 - April 17
 (8 classes) 9:30 a.m. - 12:30 p.m.
 \$275 Members / \$306 Non-members

E90317 Mondays, April 24 - June 12
 (7 classes) 9:30 a.m. - 12:30 p.m.
 No class on May 29
 \$240 Members / \$267 Non-members

POTTERY IN THE MAKING
Lee Persell
Skill level: ALL

This class is for beginners and advanced potters alike. Beginners will be introduced to the potter's wheel as well as handbuilding. Experienced students will work with the instructor to develop their own projects. High-fire, raku and soda firing will be explored.

Enrollment limited to 18 / Ages 15 and up

D90517 Tuesdays, February 28 - April 18
 (8 classes) 9:30 a.m. - 12:30 p.m.
 \$275 Members / \$306 Non-members

D90617 Thursdays, March 2 - April 20
 (8 classes) 9:30 a.m. - 12:30 p.m.
 \$275 Members / \$306 Non-members

E90517 Tuesdays, April 25 - June 13
 (8 classes) 9:30 a.m. - 12:30 p.m.
 \$275 Members / \$306 Non-members

E90617 Thursdays, April 27 - June 15
 (8 classes) 9:30 a.m. - 12:30 p.m.
 \$275 Members / \$306 Non-members

BEGINNING/INTERMEDIATE POTTERY
Lee Persell
Skill level: ALL

Beginners receive an introduction to basic throwing techniques and forms, while intermediate students expand their technical abilities and their understanding of ceramic form through demos, discussions and critiques. High-fire, raku and soda firing will be explored.

Enrollment limited to 18 / Ages 15 and up

D90017 Tuesdays, February 28 - April 18
 (8 classes) 6 - 9 p.m.
 \$275 Members / \$306 Non-members

E90017 Tuesdays, April 25 - June 13
 (8 classes) 6 - 9 p.m.
 \$275 Members / \$306 Non-members

CERAMIC/CLAY SCULPTURE
Krissy Catt
Skill level: ALL

In this off-the-wheel class, students create a wide variety of projects ranging from figurative work (animals and human) to realistic or abstract forms, to clay totems, and more. The possibilities are endless! You will learn proper interior structure for a sculpture made of clay and have fun with surface design and textures. Come with an idea for a project you want to create, and together we will work to complete it. All levels welcome. Clay and firing fees are additional.

Enrollment limited to 10 / Ages 16 and up

D94417 Wednesdays, March 1 - April 19
 (7 classes) 9:30 a.m. - 12:30 p.m.
 No class on March 29
 \$240 Members / \$267 Non-members

D94117 Wednesdays, March 1 - April 19
 (7 classes) 1 - 4 p.m.
 No class on March 29
 \$240 Members / \$267 Non-members

E94417 Wednesdays, April 26 - June 14
 (8 classes) 9:30 a.m. - 12:30 p.m.
 \$275 Members / \$306 Non-members

E94117 Wednesdays, April 26 - June 14
 (8 classes) 1 - 4 p.m.
 \$275 Members / \$306 Non-members

CLAY: FORM AND SURFACE
Ernest Miller
Skill level: ALL

Make your Thursday evenings fun and creative in this relaxed potter's wheel class! Instructor demonstrations will show you how to create cups, bowls, plates, vases, lidded jars and teapots. Individual attention will help you develop your skills. Some projects include hand construction and altering techniques. This class is designed for students with some experience and ambitious beginners. All tableware is finished in a high-fire kiln for food-safe use at home.

Enrollment limited to 16 / Ages 14 and up

D97617 Thursdays, March 2 - April 13
 (6 classes) 6 - 9 p.m.
 No class on March 16
 \$206 Members / \$229 Non-members

E97617 Thursdays, April 27 - June 15
 (7 classes) 6 - 9 p.m.
 No class on May 4
 \$240 Members / \$267 Non-members



Ceramics student and artist Maryalice Brenk finishes some pieces with slip.



Students Kathleen (Gingie) Anderson and Cindy Pooley in the Ceramics Glaze Room.

Did you know that more than 32,000 clay pieces go through the MCFTA kilns annually?

CERAMICS: HAND AND SURFACE

Kristin Pavelka
Skill level: B, AB, I



Learn handbuilding methods and surface decoration simultaneously! This class will teach four basic handbuilding methods to create functional pottery: coil, pinch and both hard- and soft-slab construction. In addition, students will learn three exciting decorating techniques to liven up project surfaces: mishima, sgraffito and resists. The instructor will present project ideas and show finished professional examples to get creativity flowing. Students may use any type of Art Center clay, but earthenware or stoneware is recommended.

Enrollment limited to 16 / Ages 16 and up

- D92617 Fridays, March 3 - April 14
 (7 classes) 9:30 a.m. - 12:30 p.m.
 \$240 Members / \$267 Non-members
- E92617 Fridays, April 28 - June 16
 (8 classes) 9:30 a.m. - 12:30 p.m.
 \$275 Members / \$306 Non-members

STONEWARE AND PORCELAIN

Lee Persell / Robert Bowman
Skill level: ALL

Beginners learn the basics of working with stoneware or porcelain on the potter's wheel while intermediate and advanced students expand their skills. Handbuilding projects will be presented. Class includes demos, critiques and an opportunity to try soda- and raku-firing techniques.

Enrollment limited to 18 / Ages 16 and up

- D91817 Saturdays, March 4 - April 22
 (8 classes) 12:30 - 3:30 p.m.
 \$275 Members / \$306 Non-members
- E91817 Saturdays, April 29 - June 17
 (7 classes) 12:30 - 3:30 p.m.
 No class on May 27
 \$240 Members / \$267 Non-members



Artist-Instructor Bob Bowman demonstrates how to build a cake plate.

Attention new ceramics students:

Bring a towel and wear clothes and shoes that can get muddy. Clay and tools are available for purchase at the Art Center. During your first class, your instructor will show you what you need. These materials are not included in the class price unless stated. Firing fees are extra and purchased when needed based on the size of your finished piece(s).

SAMPLER SATURDAY: CERAMICS

See if a ceramics class is right for you. Try throwing and/or handbuilding in this two-hour introduction to ceramics. You'll see demos and try your hand at working with clay in this fun ceramic sampler. All materials included.

Enrollment limited to 12 / Ages 16 and up

- DS90AM17 Saturday, April 15
 (1 class) 10 a.m. - Noon
 \$23 Members / \$25 Non-members



DRAWING

DRAWING BASICS
[CORE CLASS]
Bonnie Lauber-Westover
Skill level: B, AB

Drawing is a foundational skill for all two-dimensional art. Specific exercises will teach you to express yourself and capture the world around you. Each week focuses on a new approach to seeing and drawing, helping you build a visual vocabulary. You will try various media, look at successful drawings, have fun and gain confidence in your own work. Great for beginners as well as those who wish to brush up on their skills. Request a materials list from the Registrar.

Enrollment limited to 12 / Ages 16 and up

- D42217 Mondays, February 27 - April 17
 (8 classes) 9:30 a.m. - 12:30 p.m.
 \$235 Members / \$260 Non-members
- E42217 Mondays, April 24 - June 12
 (7 classes) 9:30 a.m. - 12:30 p.m.
 No class on May 29
 \$206 Members / \$228 Non-members

INTERMEDIATE DRAWING
TECHNIQUES
Bonnie Lauber-Westover
Skill level: AB, I, AD

Drawing is an essential technique to many art forms. Continue to fine-tune technical and observational skills while learning to add depth, emotion, movement and design to create stronger drawings and personal perspective. You will explore different media, a variety of approaches and color techniques to enhance your own artistic vision. Request a materials list from the Registrar.

Enrollment limited to 12 / Ages 16 and up

- D40517 Mondays, February 27 - April 17
 (8 classes) 1 - 4 p.m.
 \$235 Members / \$260 Non-members
- E40517 Mondays, April 24 - June 12
 (7 classes) 1 - 4 p.m.
 No class on May 29
 \$206 Members / \$228 Non-members

PEN AND INK
Doug Garder
Skill level: ALL

Do you like fine line work, such as Albrecht Dürer's engravings or Rembrandt's etchings? Explore the nuances of drawing with a variety of steel pen nibs on white paper to create graphically concise images using stippling and cross-hatching to build tonal variations. Perhaps add a light wash of watercolor at the end to perk it up! Many demonstrations. Bring photos to work from, a Speedball pen and ink set with a variety of nibs, black India waterproof ink, white drawing paper and plenty of patience!

Enrollment limited to 12 / Ages 16 and up

- D40117 Tuesdays, February 28 - March 28
 (5 classes) 1 - 4 p.m.
 \$143 Members / \$159 Non-members
- E40217 Tuesdays, April 25 - May 16
 (4 classes) 1 - 4 p.m.
 \$114 Members / \$127 Non-members
- E40117 Tuesdays, May 23 - June 13
 (4 classes) 1 - 4 p.m.
 \$114 Members / \$127 Non-members

FIGURE/LIFE DRAWING
Audrey Stommes
Skill level: ALL

Learn to draw the nude human figure from observation in this multi-level foundational class that is transferable to other mediums. Beginners will learn how to draw the human structure, gestures and how to use line weight and shading to develop form. Intermediate students will be shown ways to advance their skills based on their individual needs and interests. There will be fast gesture drawings, short studies, and prolonged poses along with lots of demos and exercises. Bring hard compressed charcoal and a pad of 18 x 24-inch newsprint paper to the first class. Request a materials list from the Registrar. Model fee included.

Enrollment limited to 12 / Ages 18 and up

- D45517 Tuesdays, February 28 - April 18
 (8 classes) 6:30 - 8:30 p.m.
 \$213 Members / \$230 Non-members
- E45517 Tuesdays, April 25 - June 13
 (8 classes) 6:30 - 8:30 p.m.
 \$213 Members / \$230 Non-members

A student's work in Doug Garder's Pen and Ink drawing class.



CONTEMPORARY BOTANICALS I

Suz Galloway
Skill level: AB, I

Learn how to draw and paint botanical subjects in the contemporary American style. Beginning students will draw a leaf focusing on contours and vein structure, moving on to twigs and seedpods. Intermediate students will select a botanical subject and work on process drawings, composition, value development and/or an introduction of botanical painting. Explore colored pencils if interested. The instructor will introduce methods, techniques and design as needed. New students please request a materials list from the Registrar. Prerequisite: *Drawing Basics* or equivalent. Continue your botanical studies with *Contemporary Botanicals II* (page 14).

Enrollment limited to 12 / Ages 16 and up

E48017 Wednesdays, April 26 - June 14
(8 classes) 1 - 4 p.m.
\$230 Members / \$255 Non-members

ILLUSTRATOR'S GUIDE TO PICTURE BOOKS

Scott Spinks
Skill level: ALL



Learn to transform a written work into the amazing entity known as the picture book. In this class, you will visually create original characters, thumbnails, a color script, dummy book and three finished illustrations in picture book format. You will learn about cover art, end pages, layouts, pacing and page turns. The instructor will provide fairytales or fables to illustrate or you may work from a fully-developed story of your own. Request a materials list from the Registrar.

Enrollment limited to 15 / Ages 16 and up

D41817 Thursdays, March 2 - April 20
(8 classes) 6:30 - 9 p.m.
\$191 Members / \$212 Non-members

E41817 Thursdays, April 27 - June 15
(7 classes) 6:30 - 9 p.m.
No class on May 25
\$167 Members / \$186 Non-members

FIBER ARTS

BEGINNING WEAVING [CORE CLASS]

Traudi Bestler
Skill level: B, AB

This class introduces the pleasures of hand weaving. Using Art Center looms, you will learn all about setting up and weaving a small project. New weavers may make scarves, table linens, bags or other interesting objects. Both beginners and those wanting to refresh their weaving skills are welcome in this group. An additional \$14 materials fee plus tax will be collected from first-time students.

Enrollment limited to 7 / Ages 16 and up

D73017 Mondays, February 27 - April 17
(8 classes) 9:30 a.m. - 12:30 p.m.
\$230 Members / \$255 Non-members

E73017 Mondays, April 24 - June 12
(7 classes) 9:30 a.m. - 12:30 p.m.
No class on May 29
\$201 Members / \$223 Non-members

WEDNESDAY WEAVING

Traudi Bestler
Skill level: AD

For people who can warp looms and read drafts independently. This class studies more complex weave structures and often spends one portion studying a new weave structure, followed by individual exploration into a project of choice. Designing using a computer program is also covered.

Enrollment limited to 8 / Ages 16 and up

D70417 Wednesdays, March 1 - April 19
(8 classes) 9:30 a.m. - 12:30 p.m.
\$230 Members / \$255 Non-members

E70417 Wednesdays, April 26 - June 14
(8 classes) 9:30 a.m. - 12:30 p.m.
\$230 Members / \$255 Non-members

BEGINNING RUG HOOKING [CORE CLASS]

Laurie Lausen
Skill level: B, AB

Discover the age-old craft of creating whimsical rugs using wool fabric strips and a simple hook. This class welcomes beginners and those wanting to sharpen their skills. Emphasis will be on hooking and finishing techniques, along with discussion on tools and the rich traditions behind this folk art. Students may bring a work in progress or choose from a variety of small mat kits, which may be purchased at the first class. Beginners' kit is an additional \$25 plus tax.

Enrollment limited to 12 / Ages 16 and up

D71017 Wednesdays, March 1 - 22
(4 classes) 1 - 4 p.m.
\$114 Members / \$127 Non-members

INTERMEDIATE WEAVING

Traudi Bestler
Skill level: I

In this class, students continue their exploration of weave structures. The projects and lessons are more challenging and will lead the weaver down a pleasurable path of learning. You will become more confident in setting up your loom and making the ideas in your imagination become real. You'll receive help with your projects and experience weaving on a variety of looms.

Enrollment limited to 10 / Ages 16 and up

D70017 Tuesdays, February 28 - April 18
(8 classes) 9:30 a.m. - 12:30 p.m.
\$230 Members / \$255 Non-members

E70017 Tuesdays, April 25 - June 13
(8 classes) 9:30 a.m. - 12:30 p.m.
\$230 Members / \$255 Non-members

SAMPLER SATURDAY: DRAWING

Everyone can learn to draw! Here's your chance to explore drawing techniques and learn fundamentals in an enjoyable two-hour event. Overcome inhibitions with creative exercises to fill the paper, increase skill and build confidence for a more in-depth drawing class. All materials included.

Enrollment limited to 14 / Ages 16 and up


DS40AM17 Saturday, April 15
(1 class) 10 a.m. - Noon
\$23 Members / \$25 Non-members



➤ See also *Finding a Fresh Approach*, *Illustrative Mapping*, *Beginning Perspective for Painters*, *Intro to Framing* and *Mat Cutting and Illumination Letterforms* in Workshops for Adults on pages 18-19.



Scott Spinks illustration in *Up, Up, and Away* published by Norwood House Press.



A student's weaving work in progress.

INTERMEDIATE RUG HOOKING

Laurie Lausen
Skill level: I, AD

Building on skills developed in Beginning Rug Hooking, this class welcomes any student wishing to expand their hooking technique on a larger project. Design composition, transferring methods, color planning and wool preparation will be explored. Students may bring a work in progress or start out designing their own rug. Supply resources will be discussed; materials are also available from the instructor for purchase through the Art Center shop. Costs depend on the project.

Enrollment limited to 12 / Ages 16 and up

D71117 Wednesdays, March 29 - April 19
 (4 classes) 1 - 4 p.m.
 \$114 Members / \$127 Non-members


ALL LEVELS RUG HOOKING

Laurie Lausen
Skill level: ALL

Discover the age-old craft of creating whimsical rugs using fabric strips and a simple hook. You will learn the basics of rug hooking: design techniques including transfer methods, color planning and wool preparation, a variety of finishing techniques, and the rich traditions behind this folk art. Beginning students will work on creating a small mat using one of a variety of kit choices which may be purchased at the first class. Experienced students will work on their own designs and may bring a project in process. Request a materials list from the Registrar. Beginners’ kit is an additional \$25 plus tax.

Enrollment limited to 12 / Ages 16 and up

E71217 Wednesdays, May 3 - June 14
 (7 classes) 1 - 4 p.m.
 \$201 Members / \$223 Non-members



A student’s completed project being hemmed, almost ready to be taken off the loom.

WEAVING ON TABLE LOOMS

Traudi Bestler
Skill level: ALL

Easy to learn on and use anywhere, table looms are extremely popular with many of today’s weavers. Beginning weavers will learn how to set up the loom and weave a small project such as a scarf or table runner. Intermediate weavers will be instructed on a more challenging project. New students, please request a materials list from the Registrar.

Enrollment limited to 7 / Ages 16 and up

D72017 Thursdays, March 9 - April 13
 (6 classes) 9:30 a.m. - 12:30 p.m.
 \$172 Members / \$191 Non-members

E72017 Thursdays, May 4 - June 15
 (6 classes) 9:30 a.m. - 12:30 p.m.
 No class on May 25
 \$172 Members / \$191 Non-members

> See also *Paint with Dyes on Silk and Cotton, Kumihimo Beaded Bracelet, Punch Needle Embroidery and Dye Day in Workshops for Adults on pages 18-19.*

GLASS

CREATIVE GLASS DESIGN

Karen Graham
Skill level: ALL

Create beautiful fused glass pieces and bowls in this class. We will explore pattern and design concepts by thoughtful placement of glass in layers, laying strips and making component parts to create one-of-a-kind glasswork. You will learn how to develop different colors, color reactions and depth using the flowing movement characteristics of hot glass when heated in the kiln. Beginning students will also learn basic glass cutting, fusing considerations, mold preparation and kiln use. Safety emphasized. Tools and a variety of materials are provided.

Enrollment limited to 12 / Ages 16 and up

E98117 Thursdays, April 27 - May 25
 (5 classes) 1 - 4 p.m.
 \$222 Members / \$241 Non-members

JEWELRY

BEGINNING SILVERSMITHING AND JEWELRY DESIGN [CORE CLASS]

Danny Saathoff
Skill level: B, AB

Learn to work with silver and other metals to create fine jewelry, exploring metal fabrications, soldering, stone setting, cold connections and more. You will be guided through basic techniques and can expect to complete at least one project by the end of the course. We will also discuss the essential equipment to continue work outside of the classroom. Bring a sketchbook. Most materials provided.

Enrollment limited to 10 / Ages 16 and up

D83217 Mondays, February 27 - April 17
 (8 classes) 12:30 - 3 p.m.
 \$284 Members / \$310 Non-members

E83217 Mondays, April 24 - June 12
 (7 classes) 12:30 - 3 p.m.
 No class on May 29
 \$255 Members / \$278 Non-members

> See also *Glass Mosaics in Workshops for Adults on page 19 and the multigenerational workshops Gorgeous Glass Spring Trinkets and Gorgeous Glass Mosaic on page 20.*

INTERMEDIATE JEWELRY DESIGN

Danny Saathoff
Skill level: I, AD

Expand on the skills learned in *Beginning Silversmithing and Jewelry Design* through further exploration of familiar skills and the introduction of more advanced techniques involving stone settings, mixed-media and found objects as wearable art. This class will be loosely structured to allow more time to create new pieces, practice and hone your techniques. Prerequisite: a level I MCFTA silver jewelry class or instructor permission. Some materials provided. Project materials purchased by student. Request a materials list from the Registrar.

Enrollment limited to 10 / Ages 16 and up

D85717 Mondays, February 27 - April 17
 (8 classes) 9:30 a.m. - Noon
 \$260 Members / \$285 Non-members

E85717 Mondays, April 24 - June 12
 (7 classes) 9:30 a.m. - Noon
 No class on May 29
 \$230 Members / \$253 Non-members

> See also *Art of Earrings and Kumihimo Bracelet in Workshops for Adults on pages 18-19.*

LECTURES

PREPARING AND PRESENTING ART FOR EXHIBITION
Robert Bowman
Skill level: ALL

Join Bob Bowman, MCFTA’s Exhibits Director, for a discussion of the issues related to showing your artwork and preparing your artwork for display. We’ll discuss both the visual and functional aspects of framing and matting selection for two-dimensional work and base design for sculpture. We’ll discuss the differences between a domestic presentation and a gallery or other public presentation of artwork. We’ll also spend some time discussing the process of assembling a portfolio of your work and applying for exhibit or sale opportunities.

Enrollment limited to 25 / Ages 16 and up

D347L17 Thursday, April 20
 (1 class) 12:30 - 3:30 p.m.
 \$29 Members / \$32 Non-members

➤ See also *Intro to Framing and Mat Cutting* in Workshops for Adults on page 19.

PAINTING (Acrylics, Oils, Pastels and Mixed-Media)

CONTEMPORARY ABSTRACT PAINTING
Ellen Richman
Skill level: ALL

This course presents contemporary abstract painting in acrylic or oil with an emphasis on formal aspects: color, composition and value. You will expand your knowledge of medium and techniques, while developing your personal style. Students work at their own pace on a series of abstract paintings. New students, please request a materials list from the Registrar.

Enrollment limited to 16 / Ages 16 and up

D40617 Mondays, February 27 - April 17
 (8 classes) 9:30 a.m. - 12:30 p.m.
 \$230 Members / \$255 Non-members

D49717 Fridays, March 3 - April 14
 (7 classes) 9:30 a.m. - 12:30 p.m.
 \$201 Members / \$223 Non-members

E40617 Mondays, April 24 - June 12
 (7 classes) 9:30 a.m. - 12:30 p.m.
 No class on May 29
 \$201 Members / \$223 Non-members

E49717 Fridays, April 28 - June 16
 (8 classes) 9:30 a.m. - 12:30 p.m.
 \$230 Members / \$255 Non-members

BEAUTY AND TRUTH: BOTANICAL ART THEN AND NOW
Katherine Allen
Skill level: ALL

Join Katherine Allen, Andersen Horticultural Librarian at the University of Minnesota Landscape Arboretum, as she leads a scintillating conversation on botanical art, past, present and future. Kathy will be joined by current botanical artists who will show the process of creating today’s botanical art with photographs, process drawings and precise artistic techniques. You’ll have a chance to see original artwork that has been juried into the *Flora and Fauna Illustrata 500* year program documenting plants, insects, bird and animals that live or pass through the Minnesota Landscape Arboretum and the Hunt Exhibition catalogs featuring some of today’s finest botanical artists.

Enrollment limited to 30 / Ages 16 and up

D334L17 Saturday, March 4
 (1 class) 10 - 11:30 a.m.
 \$14 Members / \$16 Non-members

IMPRESSIONIST OIL PAINTING
Kristin Grevich
Skill level: ALL

Learn to paint like the Impressionists! The impressionistic approach to painting will help you gain an understanding of color and its relationships. You will explore the concepts of thick-over-thin use of paint, warm-over-cool colors, complementary colors, harmony, edges, shape/quality, values and simplifying and loosening brushwork. Each week a new still life will be set. You may bring photos, but it is suggested to work from life as much as possible. Request a materials list from the Registrar.

Enrollment limited to 15 / Ages 16 and up

E43017 Mondays, April 24 - May 22
 (5 classes) 1 - 4 p.m.
 \$143 Members / \$159 Non-members

INTERMEDIATE/ADVANCED PAINTING STUDIO
Dorothy Odland
Skill level: I, AD

Understand more about the process of making art and developing personal style using oil, acrylic or watercolor. Work at your own pace with individual instruction in this open studio format class. Bring paints, brushes and painting surface to the first class.

Enrollment limited to 17 / Ages 16 and up

D41417 Tuesdays, February 28 - April 18
 (8 classes) 9:30 a.m. - 12:30 p.m.
 \$230 Members / \$255 Non-members

E41417 Tuesdays, April 25 - June 13
 (8 classes) 9:30 a.m. - 12:30 p.m.
 \$230 Members / \$255 Non-members

PASTEL LANDSCAPE
Cynthia Kath
Skill level: AB, I, AD

The focus of this class is to understand pastels and help you find, trust and enrich your own artistic voice through this wonderful medium. Study the techniques of master artists to learn how value, composition, style and color turn into great works of art. Discover the luminosity of this pure pigment and capture the spirit of pastels. Request a materials list from the Registrar.

Enrollment limited to 11 / Ages 16 and up

D47517 Tuesdays, February 28 - April 18
 (8 classes) 9:30 a.m. - 12:30 p.m.
 \$230 Members / \$255 Non-members

E47517 Tuesdays, April 25 - May 30
 (6 classes) 9:30 a.m. - 12:30 p.m.
 \$172 Members / \$191 Non-members

PAINTING ESSENTIALS: COMPOSITION & PERSPECTIVE
Keren Kroul
Skill level: ALL



All aspects of a powerful painting hinge on a carefully considered composition, which includes color, shape and space working together to a cohesive whole. Lessons are based on direct observation of the still life, architecture and landscape. Each class will begin with quick studies to identify direction, value and determine possible color structures. Students will work from these studies to build a more complex, unified painting. Suitable for painters working in oil or acrylic at all levels. Request a materials list from the Registrar.

Enrollment limited to 12 / Ages 16 and up

D46017 Tuesdays, February 28 - April 18
 (7 classes) Noon - 3 p.m.
 No class on April 4
 \$201 Members / \$223 Non-members

PAINTING ESSENTIALS: TECHNIQUES
Keren Kroul
Skill level: ALL

In this class, we explore the various ways of applying paint to a canvas. Each class will focus on one specific technique, such as: impasto, glazing, stippling, blending, dry brush, scumbling and sgraffito. Lessons are based on direct observation and students complete a new painting in each class. Suitable for painters working in oil or acrylic at all levels. Request a materials list from the Registrar.

Enrollment limited to 12 / Ages 16 and up

E44117 Tuesdays, April 25 - June 13
 (8 classes) Noon - 3 p.m.
 \$230 Members / \$255 Non-members

BEGINNING/INTERMEDIATE PAINTING STUDIO
Dorothy Odland
Skill level: B, AB, I

Learn the basics or brush up on rusty skills. Work in oil, acrylic or watercolor to explore color and personal style. Work at your own pace with individual instruction in this open studio format class. Bring paints, brushes and painting surface to the first class.

Enrollment limited to 16 / Ages 16 and up

D41517 Tuesdays, February 28 - April 18
 (8 classes) 1 - 4 p.m.
 \$230 Members / \$255 Non-members

E41517 Tuesdays, April 25 - June 13
 (8 classes) 1 - 4 p.m.
 \$230 Members / \$255 Non-members

ALL LEVELS PAINTING STUDIO
Dorothy Odland
Skill level: ALL

Enjoy a relaxed painting atmosphere in this evening studio format class. Learn basics or brush up on rusty skills. Work in oil, acrylic or watercolor to explore color and personal style. Work at your own pace with individual instruction. Bring paints, brushes and painting surface to the first class.

Enrollment limited to 16 / Ages 16 and up

D41617 Tuesdays, February 28 - April 18
 (8 classes) 6:30 - 9:30 p.m.
 \$230 Members / \$255 Non-members

E41617 Tuesdays, April 25 - June 13
 (8 classes) 6:30 - 9:30 p.m.
 \$230 Members / \$255 Non-members

**PORTRAIT PAINTING
IN OILS**

Audrey Stommes
Skill level: ALL

Learn techniques to create a realistic portrait with oil paints starting from a photo, including how to mix skin tones and hair color and create a proportional likeness. More advanced students will learn additional techniques such as how to use multiple images to create a single portrait. Master and contemporary artists will be presented and discussed. Bring a 2B pencil and 11 x 14-inch drawing paper the first day. Request a materials list from the Registrar.

Enrollment limited to 12 / Ages 16 and up

D46317 Wednesdays, March 1 - April 19
 (8 classes) 9 a.m. - Noon
 \$230 Members / \$255 Non-members

**OIL AND ACRYLIC
TECHNIQUES**

Jerry Calengor
Skill level: AB, I, AD

This class will explore every artist’s dilemma: how subject matter and its selection are the core of a successful end piece. Working in oils or acrylics, we will look at how subject matter can be manipulated to enhance the success of a final piece without losing its original perspective. This will be done by looking at the painting within the painting to explore potential patterns and shapes that can evolve into your final interpretation of the subject chosen.

Enrollment limited to 16 / Ages 16 and up

E40317 Wednesdays, April 26 - June 14
 (8 classes) 12:30 - 3:30 p.m.
 \$230 Members / \$255 Non-members

**LANDSCAPE AND NATURE
PAINTING IN OIL
OR ACRYLIC**

Michele Combs
Skill level: ALL

Paint something you love and focus on achieving its essence! Capture a moment: the glow of an evening sunset, fog lifting over a river, children running through the grasses, or a sunlit flower. Michele will help you develop and strengthen your skills in composition, value, color, and general artistry. Work at your own pace with individualized instruction. Bring your oil or acrylic paints and painting surface to the first class.

Enrollment limited to 12 / Ages 16 and up

D48117 Thursdays, March 2 - April 20
 (8 classes) 9:30 a.m. - 12:30 p.m.
 \$230 Members / \$255 Non-members

E48117 Thursdays, April 20 - May 18
 (5 classes) 9:30 a.m. - 12:30 p.m.
 \$143 Members / \$159 Non-members

**INTRODUCTION TO
PAINTING [CORE CLASS]**

Keren Kroul
Skill level: ALL

This class is a point of entry for beginners and advanced beginners to acrylic and/or oil painting. You will build a strong foundation for artistic development by learning about materials and painting techniques. You will explore the aesthetic quality of paint in regard to surface, depth, color, composition and application and gain experience working directly from observation. Request a materials list from the Registrar.

Enrollment limited to 12 / Ages 16 and up

D43517 Thursdays, March 2 - April 20
 (7 classes) Noon - 3 p.m.
 No class on April 6
 \$201 Members / \$223 Non-members

**DRAW AND PAINT FROM
PHOTOS**

Tracie Thompson
Skill level: ALL

Artistically reproduce your favorite photos and turn them into beautiful drawings and paintings using the medium of your choice. You will learn how to transfer images onto a canvas and how to think about the overall composition including editing and adding elements that will improve the final piece. Lots of demonstrations and time to work on your art. Request a materials list from the Registrar. Bring five photos to the first class. Students interested in pet portraits are encouraged to join.

Enrollment limited to 10 / Ages 16 and up

D41017 Thursdays, March 2 - April 20
 (8 classes) 1 - 4 p.m.
 \$230 Members / \$255 Non-members

E41017 Thursdays, April 27 - June 15
 (8 classes) 1 - 4 p.m.
 \$230 Members / \$255 Non-members



Tending Loving Care, by Artist-Instructor Michele Combs.

**BEGINNING IN OILS
[CORE CLASS]**

Tracie Thompson
Skill level: ALL

Oil paints are much friendlier than most people imagine. This relaxed, fun class will help you get started as you explore different brushes and the effects they create, basic color mixing (and how to buy paints with confidence), solvents and mediums and how to clean up (it’s not that hard). You’ll work from still life and photos and learn about choosing subject matter, the basics of composition and how to create three-dimensional depth. Several demos on how to use contrast to create lively compositions. Request a materials list from the Registrar.

Enrollment limited to 10 / Ages 16 and up

D46617 Thursdays, March 2 - April 20
 (8 classes) 6:30 - 8:30 p.m.
 \$156 Members / \$173 Non-members

E46617 Thursdays, April 27 - June 15
 (8 classes) 6:30 - 8:30 p.m.
 \$156 Members / \$173 Non-members

**INTRO TO ACRYLICS
[CORE CLASS]**

Doug Garder
Skill level: B, AB

Learn how to paint in acrylics and use various mediums, such as gel and gloss, applied in layers to create thick impastos and rich luminosity. Explore color mixing and a variety of subject matter, including landscapes, portraits and still lifes. This four-week class is a perfect opportunity to try painting for the first time or to get back into it after a hiatus. Friendly critiques will lead to discussions about color and hue change, composition, contrast and technique. Request a materials list from the Registrar.

Enrollment limited to 12 / Ages 15 and up

D40917 Saturdays, March 4 - 25
 (4 classes) 1:30 - 4 p.m.
 \$95 Members / \$106 Non-members

E40917 Saturdays, April 29 - May 20
 (4 classes) 1:30 - 4 p.m.
 \$95 Members / \$106 Non-members

SAMPLER SATURDAY: PAINTING

Wondering if you’d enjoy a painting class? Explore painting techniques and learn fundamentals through clever exercises with acrylics to gain a feel for the medium and increase confidence and skill in a fun two-hour event. All materials provided.

Enrollment limited to 14 / Ages 16 and up

DS45PM17 Saturday, April 15
 (1 class) 1:30 - 3:30 p.m.
 \$23 Members / \$25 Non-members



➤ See also *Finding a Fresh Approach*, *Modern Mandalas in Collage*, *Illustrative Mapping*, *Encaustic Painting: Working with Wax*, *Beginning Perspective for Painters*, *Intro to Framing and Mat Cutting*, *Illumination Letterforms*, *When is my Painting Finished?*, *Altered Papers and Collage* and *Flowers and French in Workshops for Adults* on pages 18-19.



The Chorus Girls, an oil painting by Tracie Thompson from a photo.

PAINTING (Watercolors)

WATERSCAPES IN WATERCOLOR

Catherine Hearing
Skill level: I, AD



Water is one of the most difficult things to paint, but endlessly fascinating. Focusing on still water, moving water and wave patterns, you will learn a three-step process to reduce a landscape to basic shapes and values, leaving out unnecessary detail and creating a unified and dynamic painting. Elements of basic landscape design, palette selection, paint application and expressive color will be explored as well as techniques to loosen up your watercolor style. Experience with watercolor required. Request a materials list from the Registrar.

Enrollment limited to 12 / Ages 16 and up

E43617 Mondays, May 15 - June 12
(4 classes) 9 a.m. - Noon
No class on May 29
\$114 Members / \$127 Non-members

COMPOSITION CONFIDENCE FOR WATERCOLOR

Catherine Hearing
Skill level: ALL



Learn strategies to create stronger, more dynamic paintings. Exercises will encourage experimentation with elements of composition, including value, color, negative space, line, rhythm, balance and movement. You will learn techniques for thinking about the overall structure and organization of your paintings. The focus will be on exploring solutions to compositional problems rather than completing work. Request a materials list from the Registrar.

Enrollment limited to 12 / Ages 16 and up

E49617 Mondays, May 15 - June 12
(4 classes) 12:30 - 3:30 p.m.
No class on May 29
\$114 Members / \$127 Non-members



A Light Within, a watercolor painting by Artist-Instructor Catherine Hearing.

ADVANCED BEGINNER WATERCOLOR

Sonja Hutchinson
Skill level: AB

Increase basic skills and enhance your creative expression in watercolor. This class will focus on high- and low-key painting, lively brushwork, minding values, color glazing and compositional design. Each class will include demonstrations and painting practice with supplied subject matter. Students will explore their own intentions with watercolor and gain confidence in their journey. Bring regular watercolor supplies. A materials list is available from the Registrar if needed. **Prerequisite:** Any beginning level watercolor class.

Enrollment limited to 15 / Ages 16 and up

E42517 Wednesdays, April 26 - June 14
(8 classes) 9 a.m. - Noon
\$230 Members / \$255 Non-members

CONTEMPORARY BOTANICALS I AND II

Suz Galloway
Skill level: AB, I, AD

This is a refresher class in the precise work of botanical drawing and painting in the contemporary American style. Beginner, intermediate and advanced students are all welcome and instruction will vary by skill level. Intermediate and advanced students should bring their own subject matter. Beginners will be provided with specific subjects. Students may use graphite, colored pencil and/or watercolor. This class will help you learn to see your subject in more detail and understand the transition from botanical illustration to fine art. **Prerequisite:** basic experience with drawing. Request a materials list from the Registrar.

Enrollment limited to 15 / Ages 16 and up

D45017 Wednesdays, April 5 - 19
(3 classes) 9:30 a.m. - 12:30 p.m.
\$86 Members / \$95 Non-members

CONTEMPORARY BOTANICALS II

Suz Galloway
Skill level: I, AD

This class is designed for intermediate to advanced watercolor painters to pursue individual projects in the American style of botanical painting. Each student will select a botanical subject and develop their painting process through plant selection, process drawings, composition and color and value development with guidance from the instructor. The instructor will introduce painting methods, techniques, design and current literature as needed. There will be an opportunity to explore painting on vellum for interested students. Bring your watercolor supplies and hot-pressed paper. **Prerequisite:** some watercolor painting experience or *Contemporary Botanicals I* (page 10).

Enrollment limited to 12 / Ages 16 and up

E45117 Wednesdays, April 26 - June 14
(8 classes) 9:30 a.m. - 12:30 p.m.
\$230 Members / \$255 Non-members

BEGINNING WATERCOLOR [CORE CLASS]

Sonja Hutchinson
Skill level: B

Learn the unique techniques of watercolor painting in this class designed for the first-time watercolor artist and those wishing for a basic refresher course. You will be introduced to watercolor materials, methods and color mixing. Each class will begin with a new topic and demonstration, followed by a project designed to reinforce the presented skills. This will be a fun, hands-on class that will hook you on the art of watercolor. Request a materials list from the Registrar. Some materials provided.

Enrollment limited to 12 / Ages 16 and up

D42117 Wednesdays, March 1 - April 19
(8 classes) 1 - 4 p.m.
\$255 Members / \$280 Non-members

WET-INTO-WET WATERCOLOR

Suz Galloway
Skill level: AB, I

Do you want your watercolors to look a little more spontaneous? Do you want to loosen up your style? Then this class is for you! We will work each week on different types of wet-into-wet techniques that will help you rediscover the beauty of watercolor painting with a strong emphasis on value. Bring an enthusiasm for discovery and your regular watercolor supplies.

Enrollment limited to 15 / Ages 16 and up

D45317 Wednesdays, April 5 - 19
(3 classes) 1 - 4 p.m.
\$86 Members / \$95 Non-members

CONTINUING WATERCOLOR III

**Catherine Hearing /
Suz Galloway**
Skill level: I, AD

In this intermediate to advanced studio format class, each artist will be working on an individual project. Subject matter may include still life setups, photographic reference material, imaginative images or abstraction. Individual critiques and instruction will help guide students in their personal artistic journeys. Bring supplies to the first class. **Prerequisite:** *Continuing Watercolor II* or instructor's permission.

Enrollment limited to 15 / Ages 16 and up

D42417 Thursdays, March 2 - April 20
Catherine Hearing
(8 classes) 9:30 a.m. - 12:30 p.m.
\$230 Members / \$255 Non-members

E42417 Thursdays, April 27 - June 15
Suz Galloway
(8 classes) 9:30 a.m. - 12:30 p.m.
\$230 Members / \$255 Non-members



Tipping Point, a watercolor by Artist-Instructor Sonja Hutchinson.

CONTINUING WATERCOLOR II
Catherine Hearingd / Suz Galloway
Skill level: I

Continue developing skills and personal expression in a course that encourages exploration while increasing familiarity with watercolor techniques through instructor demonstration. General emphasis will be on individual confidence and growth. Bring supplies to the first class. **Prerequisite:** an advanced beginner watercolor class or equivalent or instructor’s permission.

Enrollment limited to 15 / Ages 16 and up

- D42617 Thursdays, March 2 - April 20
Catherine Hearingd
(8 classes) 1 - 4 p.m.
\$230 Members / \$255 Non-members
- E42617 Thursdays, April 27 - June 15
Suz Galloway
(8 classes) 1 - 4 p.m.
\$230 Members / \$255 Non-members

COLOR CONFIDENCE WATERCOLOR
Catherine Hearingd
Skill level: ALL

Learn to mix clean, vibrant color without fear or hesitation in this confidence-building watercolor class! Explore concepts of color value, intensity and temperature and practice color mixing and application. We’ll move beyond basic color theory and explore structured color schemes, strengthening color knowledge. You will learn strategies to paint for greater visual impact. We’ll focus on quick color sketch exercises to understand concepts rather than completed paintings. Request a materials list from the Registrar.

Enrollment limited to 12 / Ages 16 and up

- D42717 Fridays, March 3 - April 14
(7 classes) 9 a.m. - Noon
\$201 Members / \$223 Non-members

COLOR BY DESIGN WATERCOLOR
Catherine Hearingd
Skill level: I, AD

Boldly continue your exploration of color in this next-step class from *Color Confidence*. In this advanced color theory class you will use your knowledge about paints, paper and application to paint without restriction and express a personal vision through your choice of color and design. **Prerequisite:** *Color Confidence*. Request a materials list from the Registrar.

Enrollment limited to 12 / Ages 16 and up

- D47117 Fridays, March 3 - April 14
(7 classes) 12:30 - 3:30 p.m.
\$201 Members / \$223 Non-members

> **See also *Finding a Fresh Approach, Underwater Watercolor, Illustrative Mapping, Watercolor Portraits - Children, Watercolor Wildlife, Beginning Perspective for Painters, Intro to Framing and Mat Cutting, Illumination Letterforms, When is my Painting Finished?* and *Views Through a Grapevine in Watercolor in Workshops for Adults* on pages 18-19.**

PHOTOGRAPHY

BEGINNING DIGITAL PHOTOGRAPHY [CORE CLASS]
David Coats / Alan Shefland
Skill level: B, AB

This class will take beginning photographers through the fundamentals of digital camera use. Learn basic operating procedures including manual settings, picture resolution, focus and zoom options. You will also learn how to email, print, file and edit your digital images. Please bring your camera and manual to class. Optional, yet highly recommended, class workbook is *Understanding Photography Field Guide* by Bryan Peterson (available on Amazon.com for about \$15). By the end of the class, you’ll be more excited than ever about photography and have a collection of images that illustrate your technical and creative growth.

Enrollment limited to 10 / Ages 16 and up

- D66217 Thursdays, March 2 - April 20
David Coats
(8 classes) 1 - 4 p.m.
\$275 Members / \$306 Non-members
- E66217 Thursdays, April 27 - June 15
Alan Shefland
(8 classes) 1 - 4 p.m.
\$275 Members / \$306 Non-members

ADVANCED BEGINNER DIGITAL PHOTOGRAPHY
David Coats / Alan Shefland
Skill level: AB

This class is designed for the photographer who has taken *Beginning Digital Photography* or acquired beginning level skills elsewhere, and is ready to move ahead but is not quite ready for the Intermediate Digital Photography class. **Prerequisite:** *Beginning Digital Photography* or instructor approval.

Enrollment limited to 10 / Ages 16 and up

- D66417 Tuesdays, February 28 - April 18
David Coats
(8 classes) 1 - 4 p.m.
\$275 Members / \$306 Non-members
- E66417 Tuesdays, April 25 - June 13
Alan Shefland
(8 classes) 1 - 4 p.m.
\$275 Members / \$306 Non-members

INTERMEDIATE DIGITAL PHOTOGRAPHY
Carl Beihl
Skill level: I, AD

This class provides greater focus on individual work as you continue to gain competency with your digital camera. Shooting assignments will be given each week, and your digital photos will be reviewed in class. Bring a digital camera (with charged or fresh batteries), memory card and your camera’s manual. You will need a home computer that allows you to download images from your camera and save them to a jump drive (USB memory stick) for class viewing.

Enrollment limited to 10 / Ages 16 and up

- D61517 Tuesdays, February 28 - April 18
(7 classes) 9 a.m. - Noon
No class on April 11
\$240 Members / \$267 Non-members
- E61517 Tuesdays, April 25 - June 13
(8 classes) 9 a.m. - Noon
\$275 Members / \$306 Non-members

MAKING PHOTOGRAPHS
Carl Beihl
Skill level: I, AD

This class will help serious amateur and professional photographers find more passion in their work by exploring the narrative, aesthetic and emotional aspects of image making, with an emphasis on simplicity and the use of natural light. Through practical demonstrations, field trips, individual portfolio reviews and studying the work of other photographers, we will refine our views on producing work and balancing the various aspects of a busy life.

Enrollment limited to 10 / Ages 16 and up

- D61017 Wednesdays, March 1 - April 19
(7 classes) 9:30 a.m. - 12:30 p.m.
No class on April 12
\$240 Members / \$267 Non-members
- E61017 Wednesdays, April 26 - June 14
(8 classes) 9:30 a.m. - 12:30 p.m.
\$275 Members / \$306 Non-members



Quaking Aspen Stand, botanical painting by Artist-Instructor Suz Galloway.

ABSTRACT DIGITAL PHOTOGRAPHY

Carl Beihl

Skill level: ALL

Abstract photography creates mood and/or feeling without portraying recognizable objects or scenes. In this class, you will experiment with ways to carry photography beyond realism by playing with scale, removing contextual information and photographing through water or other clear materials. You will explore shadow, blurring techniques and exposure times in order to find your own personal expression and design aesthetic. Color, contrast and composition will be examined through weekly assignments and in-class reviews. Bring a digital camera and examples of your work to the first class.

Enrollment limited to 10 / Ages 16 and up

D61117 Wednesdays, March 1 - April 19
(7 classes) 1 - 4 p.m.
No class on April 12
\$240 Members / \$267 Non-members

E61117 Wednesdays, April 26 - June 14
(8 classes) 1 - 4 p.m.
\$275 Members / \$306 Non-members

CREATIVE IPHONE PHOTOGRAPHY



Eric Mueller

Skill level: B, AB

Learn how to take amazing photos with your iPhone. You'll learn photography basics such as lighting, composition, and storytelling and discuss the aesthetics of mobile photography. You'll explore apps for shooting and editing and get great tips for sharing your images on social media platforms. Each week will have shooting assignments that will be reviewed the following week in a positive, open environment. No previous photography experience necessary, but you'll need an iPhone for shooting, editing and sharing. (Expect to spend an additional \$15-\$20 for iPhone apps).

Enrollment limited to 12 / Ages 16 and up

D67617 Thursdays, March 2 - April 20
(8 classes) 9:30 a.m. - Noon
\$230 Members / \$255 Non-members



Photographer Eric Mueller teaches how to create dramatic photos using an iPhone.

LIGHTROOM FUNDAMENTALS

Alan Shefland

Skill level: B, AB

Learn the basics of *Adobe Lightroom*, a valuable tool for organizing, editing and sharing your photography. Start by learning how to set up Lightroom, including importing and exporting images. Then explore the seven modules with an emphasis on the Develop module. By the end of the session, you will have the skills to explore the vast potential of Lightroom and make your images come alive. Each student will need to bring a laptop computer running the current operating system for that computer along with Adobe Lightroom CC15 or LR6 installed. Students also need to bring a jump drive with exactly 15 images on it (nothing else please) for importing and exporting.


Enrollment limited to 12 / Ages 16 and up

E67417 Thursdays, April 27 - June 15
(8 classes) 9:30 a.m. - 12:30 p.m.
\$275 Members / \$306 Non-members

➤ See also **Creative iPhone Photography Bootcamp** in Workshops for Adults on page 19.



Abstract photograph by Artist-Instructor Carl Beihl.



PRINTMAKING

SOLAR PLATE PRINTING

Sam Dahl

Skill level: ALL

Transform ink drawings and photographs into solar plates which can be inked and printed over and over again! In this class, you will learn an easy, non-toxic alternative to traditional intaglio. Using a prepared, light-sensitive polymer surface on a steel backing (provided), sun or UV light, and ordinary tap water, you will create etched plates with which you will learn introductory printmaking techniques. All you'll need is inspiration and a selection of your photos and/or drawings. Most materials provided, but request a list of things to bring from the Registrar.

Enrollment limited to 8 / Ages 16 and up

D64217 Fridays, March 3 - April 14
(7 classes) 9:30 a.m. - 12:30 p.m.
\$280 Members / \$307 Non-members

E64217 Fridays, April 28 - June 16
(8 classes) 9:30 a.m. - 12:30 p.m.
\$315 Members / \$346 Non-members

INTRODUCTION TO MONO PRINTING



Sam Dahl

Skill level: ALL

Learn the basics of monotype printmaking as you create single-print compositions by rolling, painting and wiping ink on sheets of Plexiglas. You will explore subtractive and additive inking techniques, creating images with just a brayer, as well as with brushes and other tools, and adapting "ghost" prints on printed plates to become new compositions. You will leave with a good understanding of the process, some prints on paper and a desire to do more work with monotype. Most materials provided, but request a list of things to bring from the Registrar.

Enrollment limited to 8 / Ages 16 and up

D64317 Fridays, March 3 - April 14
(7 classes) 1 - 4 p.m.
\$270 Members / \$297 Non-members

LINOCUT RELIEF PRINTS

Sam Dahl

Skill level: ALL



Learn to carve, ink and print linoleum plates. You will start by developing a template for your image based on drawings or photographs, which you will then transfer to the linoleum plate to carve. You will learn to ink and print the plates with both a printing press and by hand with a baren to see the difference in print quality. Reductive relief printmaking and multi-layer relief will also be explored. You will leave with a good understanding of the process, some prints on paper and a desire to do more relief printmaking! Request a materials list from the Registrar. Some materials included.

Enrollment limited to 8 / Ages 16 and up

E64417 Fridays, April 28 - June 16
(8 classes) 1 - 4 p.m.
\$295 Members / \$326 Non-members



Solar Plate Intaglio artwork by Sam Dahl.



Monotype artwork by Sam Dahl.

SCULPTURE

REPOUSSÉ AND CHASING BASICS
Judd Nelson
Skill level: ALL



Repoussé is the process of creating a raised design from the back of malleable non-ferrous metal, while chasing is the opposite, refining the design by pushing from the front. Relatively simple, these ancient techniques shape cold metal in to forms that are not possible with other methods. Create beautiful metal art or utilitarian objects in this starter class. Begin by working 4-inch copper medallions into a pitch bowl. Then the next project is up to you! We'll have an assortment of patterns to chose from or you can bring your own ideas and sketches.

Enrollment limited to 10 / Ages 16 and up

- D88217 Tuesdays, March 28 - April 18
(4 classes) 1 - 4 p.m.
\$168 Members / \$183 Non-members
- E88217 Tuesdays, April 26 - May 16
(4 classes) 1 - 4 p.m.
\$168 Members / \$183 Non-members

STONE CARVING
BEGINNING/INTERMEDIATE
Susan Lyman
Skill level: ALL

Discover the magic of stone carving! Starting with hand tools and working small in limestone, beginning students will be introduced to the carving process including basic three-dimensional design concepts. Intermediate students will hone their understanding of the reductive process and sculptural design and be introduced to power and pneumatic tools. First-time students are provided with a limestone block to carve and all necessary tools. Intermediate students may want to discuss their project with the instructor before purchasing materials. You'll be surprised by the imagery you'll unlock within the stone!

Enrollment limited to 18 / Ages 16 and up

- D82917 Wednesdays, March 1 - April 19
(8 classes) 12:30 - 3:30 p.m.
\$286 Members / \$317 Non-members
- D83017 Saturdays, March 4 - April 22
(8 classes) 9:30 a.m. - 12:30 p.m.
\$286 Members / \$317 Non-members
- E82917 Wednesdays, April 26 - June 14
(8 classes) 12:30 - 3:30 p.m.
\$286 Members / \$317 Non-members
- E83017 Saturdays, April 29 - June 17
(7 classes) 9:30 a.m. - 12:30 p.m.
No class on May 27
\$251 Members / \$268 Non-members

EVENING STONE CARVING
Steven Leeman
Skill level: ALL

Join us in a relaxed evening class and experience the wonder of carving stone with surprisingly simple methods easily learned by anyone. We will assist you in the creative process, helping you release the image within your stone. We will also guide you in the use of hand tools and an understanding of the reductive process. Most tools provided. A block of limestone is provided for first-time students. Returning students will purchase their own materials. Instructor will provide a supply list in class.

Enrollment limited to 10 / Ages 16 and up

- D82717 Thursdays, March 2 - April 20
(8 classes) 6 - 9 p.m.
\$286 Members / \$317 Non-members
- E82717 Thursdays, April 27 - June 15
(8 classes) 6 - 9 p.m.
\$286 Members / \$317 Non-members



An example of Repoussé, the art of shaping metal from behind.

SAMPLER SATURDAY / APRIL 15



Sampler classes offer the opportunity to try an art class and different art forms. It's an easy and small investment of time and money to experience an art studio class, meet the instructors and find what you love best. It's also a great opportunity for friends or family to make art together. If you're already an Art Center student, try something new or use the Samplers as a chance to introduce others to the joy of making art.

CERAMICS

See if a ceramics class is right for you. Try throwing and/or handbuilding in this two-hour introduction to ceramics. You'll see demos and try your hand at working with clay in this fun ceramic sampler. All materials included.

Enrollment limited to 12 / Ages 16 and up

- DS90AM17 Saturday, April 15
(1 class) 10 a.m. - Noon
\$23 Members / \$25 Non-members

PAINTING

Wondering if you'd enjoy a painting class? Explore painting techniques and learn fundamentals through clever exercises with acrylics to gain a feel for the medium and increase confidence and skill in a fun two-hour event. All materials provided.

Enrollment limited to 13 / Ages 16 and up

- DS45PM17 Saturday, April 15
(1 class) 1:30 - 3:30 p.m.
\$23 Members / \$25 Non-members

DRAWING

Everyone can learn to draw! Here's your chance to explore drawing techniques and learn fundamentals in an enjoyable two-hour event. Overcome inhibitions with creative exercises to fill the paper, increase skill and build confidence for a more in-depth drawing class. All materials included.

Enrollment limited to 14 / Ages 16 and up

- DS40AM17 Saturday, April 15
(1 class) 10 a.m. - Noon
\$23 Members / \$25 Non-members

KIDS ART EXPLORATION
(Ages 6 - 12)

In this fun sampler class, we will experiment with a variety of artistic forms such as drawing, painting, collage or printmaking. Participants will learn basic art techniques and terminology and have many opportunities to explore their own creative processes and interests.

Enrollment limited to 12 / Ages 6 to 12

- DS10PM17 Saturday, April 15
(1 class) 1:30 - 3:30 p.m.
\$23 Members / \$25 Non-members



I Am Found, a stone carving in marble by Artist-Instructor Steven Leeman.

WORKSHOPS FOR ADULTS

UNDERWATER WATERCOLOR

Georgia Kandiko
Skill level: AB, I, AD



Learn to paint an underwater scene and capture luminous effects with transparent watercolors. Starting wet-into-wet then charging in color, lifting and modeling shapes, you will create a dreamy seascape with underwater creatures of your choosing. Creating a strong composition emphasizing values will be discussed and demonstrated. Reference materials will be available, but bring your own if you have them, along with your regular watercolor supplies and a full sheet of Arches 140# cold press paper. A materials list is available if you would like to see what Georgia uses. Bring a lunch or eat at the Art Center Café during the half-hour break.

Enrollment limited to 15 / Ages 16 and up

D485W17 Wednesday, March 1
(1 class) 9:30 a.m. - 4 p.m.
\$69 Members / \$76 Non-members

FINDING A FRESH APPROACH

Holly Nelson
Skill level: ALL



If you can awaken inside the familiar and discover it new, you need never leave home. – Ted Kooser In this one-day workshop, we will explore our familiar surroundings with a fresh perspective and practice applying it to our art making. You will be guided through a series of exploratory exercises and a larger project, and leave with sketches, studies, a more considered piece and a wellspring of ideas for future work. Bring any medium of your choice (pencils, charcoal, pastels, ink, watercolor, acrylic or oil paint), several small surfaces for quick studies, and at least one larger paper or canvas. Bring a bag lunch or eat in the Art Center Café for the half-hour break. Some drawing or painting experience helpful but not required. Instructor will send an easy pre-workshop assignment one week in advance.

Enrollment limited to 15 / Ages 16 and up

D399W17 Wednesday, March 8
(1 class) 9 a.m. - 3:30 p.m.
\$69 Members / \$76 Non-members

MODERN MANDALAS IN COLLAGE

Patty Carmody Smith
Skill level: ALL



Mandalas are an ancient form of creative expression that spiritually represent the universe. Usually geometric in shape, modern mandalas can be objects for contemplation or simply a kaleidoscopic burst of color. In this workshop, you will create a collage mandala of your own design on an 18-inch round wood panel. Collage technique, materials, finishes and embellishments will be discussed and demonstrated. Wood panel, adhesives and acrylic paints will be provided. Request a materials list from the Registrar. Bring a lunch or eat at the Art Center Café for the half-hour break.

Enrollment limited to 12 / Ages 16 and up

D876W17 Friday, March 10
(1 class) 9:30 a.m. - 4 p.m.
\$89 Members / \$96 Non-members

ILLUSTRATIVE MAPPING

William Reynolds
Skill level: ALL



Capture a special place, favorite trip or life journey as an illustrated map. A great addition to travel journals, you'll use watercolor or colored pencils to create an engaging composition that portrays a place, pathway or timeline that is meaningful to you. Designs may be literal or abstract, realistic or stylized, detailed or simplified. The possibilities are endless! Previous drawing and/or watercolor experience is recommended but not essential. Request a materials list from the Registrar and come to the first class with a subject matter idea and any reference materials that would be helpful. Bring a lunch for the half-hour break.

Enrollment limited to 15 / Ages 16 and up

D489W17 Saturdays, March 11 and 18
(2 classes) 9:30 a.m. - 4 p.m.
\$138 Members / \$153 Non-members

PAINT WITH DYES ON SILK AND COTTON

Shakun Maheshwari
Skill level: B, AB



Use wax resist and learn to paint with dyes using batik methods, both traditional and modern. You will have fun experimenting with dyes on fabric and learning about dyes and resists and methods including dip dyeing. Materials included. You should have time to design, paint and finish two projects in this three-day workshop.

Enrollment limited to 10 / Ages 18 and up

D758W17 Wednesdays, March 15 - 29
(3 classes) 9:30 a.m. - 12:30 p.m.
\$129 Members / \$140 Non-members

ENCAUSTIC PAINTING: WORKING WITH WAX

Jodi Reeb
Skill level: ALL

In this exciting, one-day experience you will learn encaustic techniques (molten beeswax painting). A brief history and description of encaustic painting will be shared as well as basic supplies and tools, safety, preparation of supports including application of grounds, fusing techniques and paint application. A variety of techniques will be demonstrated such as wax image transfers, mixing your own paint, creating texture and working with masks and stencils. The majority of time will be spent painting. Previous participants may work on individual projects with instructor guidance. All levels welcome. Materials included.

Enrollment limited to 10 / Ages 18 and up

D438W17 Friday, March 24
(1 class) 9 a.m. - 3:30 p.m.
\$118 Members / \$127 Non-members

KUMIHIMO BEADED BRACELET

Traudi Bestler
Skill level: ALL

Kumihimo is an ancient Japanese technique used to make beautiful cords. With beads added, it is a way to make beautiful bracelets. Learn to braid on a Kumihimo disk, create designs, add beads and make a closure without the need for jewelry findings. Materials included but students should bring a scissors and tape measure. Bring a lunch or eat at the Art Center Café during the half-hour break.

Enrollment limited to 10 / Ages 16 and up

D714W17 Friday, March 24
(1 class) 9:30 a.m. - 3:30 p.m.
\$75 Members / \$82 Non-members

PUNCH NEEDLE EMBROIDERY

Laurie Lausen
Skill level: ALL



Punch needle embroidery is an age-old fiber art dating back to the Ancient Egyptians. Used throughout Europe to elaborately decorate ecclesiastical clothing, it is also known as thread painting because of the intricacy and texture that can be achieved. In this workshop, you will complete a small brooch or ornament using your own design or a template that will be available. Bring a punch needle, 6-inch embroidery hoop and small scissors. Cameo punch needle and hoop will also be available for purchase for \$20 at the first class or you may use one of the instructor's. Project materials provided. Bring a lunch for the half-hour break.

Enrollment limited to 12 / Ages 16 and up

D746W17 Saturdays, March 25 and April 1
(2 classes) 9:30 a.m. - 3:30 p.m.
\$156 Members / \$170 Non-members

WATERCOLOR PORTRAITS - CHILDREN

Tara Sweeney
Skill level: I, AD

Watercolor portraits of children are a lot like children themselves. It is precisely watercolor's natural, unforced quality that makes it the perfect medium to capture youthful spirit in transparent washes and lively brushwork. Working from photos and sketches, you will learn to capture a child's likeness and character through demonstration, exercises, guided work time and individualized feedback. You will explore composition, focal area, value scheme planning, color scheme development and portrait painting techniques. Bring at least three color photos or laser prints of your youthful subject and request a materials list from the Registrar. Bring a lunch for the half-hour break. **Prerequisite:** a beginning watercolor or figure drawing class.

Enrollment limited to 15 / Ages 16 and up

D456W17 Saturdays, March 25 and April 1
(2 classes) 9:30 a.m. - 4 p.m.
\$138 Members / \$153 Non-members

GLASS MOSAICS

Julie Vogl
Skill level: ALL

Discover the art of making mosaics. Bring your creativity and learn to clip and cut glass and apply grout to your own original design. We will be working with stained glass as the primary material to create two mosaic works of art. Feel free to bring any small treasures (buttons, beads, single earrings) you may want to incorporate into your art (optional). Materials included.

Enrollment limited to 10 / Ages 16 and up

D969W17 Saturdays, April 15 and 22
(2 classes) 9 a.m. - 1 p.m.
\$131 Members / \$143 Non-members

WATERCOLOR WILDLIFE

Georgia Kandiko
Skill level: AB, I, AD

Explore wildlife in watercolor! Learn techniques for painting the textures and shapes of fur, feathers, backgrounds, and habitat. Bring your regular watercolor supplies, Arches 140# cold press watercolor paper and any references you wish to work with. Some reference materials provided. Bring a lunch or eat at the Art Center Café for the half-hour break.

Enrollment limited to 12 / Ages 16 and up

E417W17 Mondays, April 24 and May 1
(2 classes) 9:30 a.m. - 4 p.m.
\$143 Members / \$158 Non-members

BEGINNING PERSPECTIVE FOR PAINTERS

Catherine Hearingd
Skill level: ALL



How many times have you felt that something is not quite right with your painting? Sometimes is it the underlying drawing that causes the problem – with perspective being the culprit. In this workshop you will learn about one-point and two-point perspective, sizing and spacing, and how to draw circles in perspective (ellipses). It is not hard! Just a few simple rules will make your paintings so much better. Class is open to students working in any medium. Request a materials list from the Registrar.

Enrollment limited to 12 / Ages 16 and up

E445W17 Friday, May 5
(1 class) 9 a.m. - 3:30 p.m.
\$69 Members / \$76 Non-members

CREATIVE IPHONE PHOTOGRAPHY BOOTCAMP

Eric Mueller
Skill level: B, AB



Learn how to take amazing photos with your iPhone. On the first day, you will learn photography basics, the specific aesthetics of mobile photography, and how to make images that will attract attention on social media. You'll also find out how to work with different apps for shooting and editing and tips for sharing your images. On the second day, we will review assigned work and learn from each other in a positive, open environment. No previous photography experience required, but you'll need an iPhone for shooting, editing and sharing. Bring a lunch for the half-hour break. (Expect to spend an additional \$10 - \$15 for iPhone apps.)

Enrollment limited to 12 / Ages 16 and up

E676W17 Saturdays, May 6 and 13
(2 classes) 9:30 a.m. - 4 p.m.
\$167 Members / \$185 Non-members

DYE DAY
Traudi Bestler
Skill level: ALL

Don't settle for colors you don't like. Change them! Learn to safely use fiber reactive and acid dyes. Bring yarns/fabrics for experiments in dyeing, over dyeing and choosing the correct dye techniques for various fibers. All dyes are supplied. Bring a lunch or eat at the Art Center Café during the half-hour break.

Enrollment limited to 10 / Ages 16 and up

E761W17 Friday, May 12
(1 class) 9:30 a.m. - 3:30 p.m.
\$73 Members / \$80 Non-members

INTRO TO FRAMING AND MAT CUTTING

Georgia Kandiko
Skill level: ALL

In this framing and mat cutting class, you will learn how to measure and cut mats, put together a metal frame, assemble materials for a wooden frame, and frame a piece of artwork. Students who do not wish to purchase the materials may try the techniques with the instructor's equipment. Bring a lunch or eat at the Art Center Café for the half-hour break. Request a materials list from the Registrar.

Enrollment limited to 12 / Ages 16 and up

E205W17 Friday, May 12
(1 class) 9:30 a.m. - 4 p.m.
\$69 Members / \$76 Non-members

ILLUMINATION LETTERFORMS

William Reynolds
Skill level: ALL



Illumination is a highly stylized, decorated letterform often used as the first letter in a storybook or as a monogram. The illustrated embellishment contains imagery and symbolism that creates a visual story enhancing the written words or expressing personality and interests. Using watercolor or colored pencils, you will learn about this artistic tradition and produce your own decorative illumination. Request a materials list from the Registrar. Bring a lunch for the half-hour break.

Enrollment limited to 15 / Ages 16 and up

E527W17 Saturdays, May 13 and 20
(2 classes) 9:30 a.m. - 4 p.m.
\$138 Members / \$153 Non-members

WHEN IS MY PAINTING FINISHED?

Catherine Hearingd
Skill level: ALL



"When is my painting finished?" is a question that all artists ask themselves, but how do we find the answer? In this workshop, you will learn how to critique your own work, identify problems and come up with solutions. Students will work on their own unfinished paintings, find solutions as a class and bring their paintings to completion. Bring a lunch or eat at the Art Center Café for the half-hour break. Request a materials list from the Registrar.

Enrollment limited to 12 / Ages 16 and up

E491W17 Friday, May 19
(1 class) 9 a.m. - 3:30 p.m.
\$69 Members / \$76 Non-members

THE ART OF EARRINGS

Linda Seebauer Hansen

Skill level: ALL

Design and create a series of earrings in copper, bronze or sterling silver. You will learn to use various jeweler's hand tools, basic soldering and proper equipment use, along with finishing tips as you make two to four different earrings forms. Customize and add your own style through sawing, shaping, texturing and stamping sheet metal and wire techniques that will be demonstrated. Materials included, but registration required by May 22 so materials may be ordered in time. Bring a lunch for the half-hour break. The Art Center Café is open on Friday.

Enrollment limited to 10 / Ages 16 and up

E842W17 Friday - Saturday, June 2 and 3
(2 classes) 10 a.m. - 3:30 p.m.
\$184 Members / \$199 Non-members

VIEWS THROUGH A GRAPEVINE IN WATERCOLOR

Georgia Kandiko
Skill level: AB, I, AD



Create a sense of space and visual interest by painting a landscape through a trellis border. Starting with fun and easy stamping and backwash techniques, you will create a blooming trellis border with fields of sunflowers and cultivated hills in the distance. You will learn tips for finishing flowers and creating realistic vine and wood effects. Bring your regular watercolor supplies and a full sheet of Arches 140# cold press paper. A materials list is available if you wish to see what Georgia uses. Bring a lunch or eat at the Art Center Café during the half-hour break.

Enrollment limited to 12 / Ages 16 and up

E487W17 Friday, June 9
(1 class) 9:30 a.m. - 4 p.m.
\$69 Members / \$76 Non-members

ALTERED PAPERS AND COLLAGE

Patty Carmody Smith
Skill level: ALL

Transform magazine pages into stunning papers for your mixed-media paintings and collages, or as inspirational studies for larger works. You will learn to alter papers with sandpaper and household cleaners and how to enhance them with acrylic paints. We will create some small collages on paper and canvas-covered board and discuss adhesives and substrates. Bring an 11 x 14-inch or smaller canvas panel, scissors, an assortment of paint brushes and some *National Geographic* magazines. All other materials provided. Bring a lunch or eat at the Art Center Café for the half-hour break.

Enrollment limited to 12 / Ages 16 and up

E876W17 Friday, June 16
(1 class) 9:30 a.m. - 4 p.m.
\$84 Members / \$91 Non-members

FLOWERS AND FRENCH

Michèle Coppin

Skill level: ALL

Immerse yourself in color and enjoy a day of flower painting and French ambiance. Open to painters of all levels, new students will be shown demonstrations and given instruction on how to start, while experienced painters will be free to gather a bouquet and begin painting with guidance from the instructor as needed. Work in oils, acrylics or pastels. Bring a lunch for the half-hour break.

Enrollment limited to 15 / Ages 16 and up

E488W17 Saturday, June 17
(1 class) 9:30 a.m. - 4 p.m.
\$69 Members / \$76 Non-members

WORKSHOPS FOR FAMILIES

Fun and unique intergenerational activities for children and adults to enjoy and make memories together! Prices are per person and include all the materials needed to complete a project. Adults must be accompanied by a child and children must be accompanied by an adult. That’s what makes it special!

SUN & MOON CERAMICS

Krissy Catt
Skill level: ALL



In Mexican Pre-Columbian culture (1200 BCE-1535), the sun was an important part of springtime rituals. In Mexico today, you can find sun and moon pottery pieces with bright colors, symbols and even facial features. Let’s celebrate this coming spring, inspired by Mexican pottery. Children and adults will practice ceramic handbuilding and surface design techniques together in this family workshop. Projects will be ready for pickup three weeks after the class.

Enrollment limited to 16 / Children with an adult, ages 5+. Prices are per person.

D071W17 Saturday, March 11
(1 class) 10 a.m. - Noon
\$36 Members / \$39 Non-members

PICASSO MUG POTTERY

Krissy Catt
Skill level: ALL



Did you know that Picasso designed more than 600 ceramic editions from 1947 to 1971? If you are a fan of Picasso’s paintings, then this workshop is for you. Picasso’s pottery has surprise elements like an outline of a person’s face, an owl, a goat or fish. You will make your own clay mug with human or animal features. Children and adults will practice ceramic handbuilding and surface design techniques together in this family workshop. Projects will be ready for pickup three weeks after the class.

Enrollment limited to 16 / Children with an adult, ages 5+. Prices are per person.

D061W17 Saturday, April 8
(1 class) 10 a.m. - Noon
\$36 Members / \$39 Non-members

MINNETONKA CERAMICS

Geneviève Chamberland
Skill level: ALL



Lake Minnetonka is home to a variety of freshwater fish and western painted turtles. Let’s create our own lake fish or turtles out of clay that you will sculpt, carve and paint with slips. Children and adults will practice ceramic handbuilding and surface design techniques together in this family workshop. Projects will be ready for pickup three weeks after the class.

Enrollment limited to 16 / Children with an adult, ages 5+. Prices are per person.

E071W17 Saturday, April 29
(1 class) 10 a.m. - Noon
\$36 Members / \$39 Non-members

MULTIGENERATIONAL WORKSHOPS

GORGEOUS GLASS

Diane Petron / Skill level: ALL

ALL AGES,
10 to Adult!

In these multigenerational workshops, learn the basics of glass fusing and then apply your newfound glass skills in the mosaic or spring trinkets workshop. The mosaic class is a grout-free technique, since we are fusing glass in the kiln. Take one or both workshops! Completed projects will be ready for pickup in two to three weeks after being fired in a kiln by the instructor.

Enrollment limited to 12 / Ages 10 to adult

D052W17	SPRING TRINKETS	E053W17	MOSAICS
	Saturday, March 18		Saturday, May 6
	(1 class) 1 - 3:30 p.m.		(1 class) 1 - 3:30 p.m.
	\$50 Members / \$54 Non-members		\$50 Members / \$54 Non-members

CHILDREN AND TEENS

MARDI GRAS MASKS

Art Center Faculty
Skill level: ALL



It’s Mardi Gras season in New Orleans, so let’s join in and get creative with acrylic paints, glitter, sequins and feathers! Look at Carnival masks from Venice to New Orleans, and then create your own mask with sparkly color combinations. Whether you become a royal, a peasant, or a favorite animal, everyone can join our masquerade!

Enrollment limited to 16 / Ages 5 to 7

D260W17 Saturday, March 4
(1 class) 9 -11 a.m.
\$26 Members / \$28 Non-members

EARTH DAY ART

Art Center Faculty
Skill level: ALL



Get ready to paint and collage scenes that celebrate nature. This class will cover brush handling and color mixing to increase confidence with painting skills. You will explore paintings of animals and natural landscapes, and then paint your own! Join us as we celebrate Earth Day and all of Earth’s amazing inhabitants.

Enrollment limited to 16 / Ages 5 to 7

D139W17 Saturday, April 22
(1 class) 9 -11 a.m.
\$26 Members / \$28 Non-members

PAINTING BASICS: ANCIENT WORLD

Virginia Buck
Skill level: ALL



Let’s travel back in time, some 40,000 years ago! You will explore the prehistoric cave paintings found in Europe and Asia featuring animals like bison and deer, abstract designs painted with natural pigments, even hand stencil art! Next, time travel to Ancient Greece and Rome to tour amazing architectural wonders. Our art history travels will inspire your paintings, perfect to display in a bedroom “cave.”

Enrollment limited to 16 / Ages 6 to 10

D19717 Saturdays, March 4 - April 8
(5 classes) 9:30 -11 a.m.
No class on April 1
\$80 Members / \$88 Non-members

PAINTING BASICS: 20TH CENTURY

Virginia Buck
Skill level: ALL



You will take an art history whirlwind tour through 1900s Europe and America to study three famous art movements: Expressionism, Surrealism and Pop Art. You will explore the color, brushwork and subject matter of famous paintings from each movement, then pick up a brush and create your own painting masterpieces! Let’s expressively paint in vivid color, dream and imagine new worlds, and celebrate everyday popular culture together. Class will use water-based paints like acrylics and watercolors.

Enrollment limited to 16 / Ages 6 to 10

E19717 Saturdays, April 29 - June 10
(6 classes) 9:30 -11 a.m.
No class on May 27
\$94 Members / \$103 Non-members

YOUTH DRAWING STUDIO

Dorothy Odland
Skill level: ALL

Learning to draw is learning to see. Young artists are encouraged to follow their natural inclinations sketching still lifes, gallery artwork and/or self-portraits with the guidance of a seasoned professional artist. This is an experiential, open studio class that offers personal, 1:1 feedback and encouragement. Bring a 14 x 17-inch sketchbook, 2B drawing pencils and a Pink Pearl eraser to the first class.

Enrollment limited to 16 / Ages 6 to 10

D47317 Saturdays, March 4 - April 8
(5 classes) 9:30 -11 a.m.
No class on April 1
\$72 Members / \$80 Non-members

E47317 Saturdays, April 29 - June 10
(6 classes) 9:30 -11 a.m.
No class on May 27
\$86 Members / \$95 Non-members

FABRIC CONSTRUCTION
Jenny Stice
Skill level: ALL



Get entangled in the exciting world of textiles with fiber artist and youth instructor Jenny Stice! Practice hand and machine sewing skills, assemble a sewing pattern and construct a fleece patchwork quilt square. Design, color, texture and shapes are all considerations in this creative fiber arts class.

Enrollment limited to 16 / Ages 6 to 10

D037W17 Saturdays, March 4 - 18
(3 classes) 11:30 a.m. - 1 p.m.
\$57 Members / \$63 Non-members

**MIXED-MEDIA EXPO:
ECO ART**
Jenny Stice
Skill level: ALL



Earth’s amazing ecosystems, from boreal forests to marine coral reefs, will be explored through mixed media. This class includes a series of 2D and 3D projects that feature the plants, animals and insects that live in an ecosystem. Projects may include block printed windsocks for your backyard, papier mâché rainforest animal masks, and underwater pond life sculptures.

Enrollment limited to 16 / Ages 6 to 10

E12117 Saturdays, April 29 - June 10
(6 classes) 11:30 a.m. - 1 p.m.
No class on May 27
\$96 Members / \$105 Non-members

DRAWING IRISH FOLKLORE
Scott Spinks
Skill level: ALL



Celebrate St. Patrick’s Day by joining illustrator Scott Spinks for an afternoon of drawing characters and symbols from Ireland. Explore stories of leprechauns and *Sidhe*, the Irish fairy people, then develop ideas for characters inspired by Celtic folklore. You will draw and color your characters, then add a Celtic knot border to finish your creations.

Enrollment limited to 16 / Ages 8 to 12

D199W17 Saturday, March 18
(1 class) 2:00 -3:30 p.m.
\$20 Members / \$22 Non-members

TREE SCULPTURE
Ruth Mason
Skill level: ALL



This class celebrates the trees that shelter us in Minnesota. From wire and paper you will learn to sculpt expressive tree trunks and branches, and embellish them with decorative paper, leaves, beads or trinkets. Let’s celebrate National Arbor Day and watch our trees spring to life before our eyes.

Enrollment limited to 16 / Ages 8 to 12

E196W17 Saturday, May 6
(1 class) 9:30 -11:30 a.m.
\$28 Members / \$30 Non-members

CLAY SURFACE DESIGN
Diane Petron
Skill level: ALL

Let’s pinch, coil and slab our way into creating fun and functional ceramics. Projects may include a one-of-a-kind mug, vase or ornament. Learn how to create eye-catching designs on a clay surface. We’ll experiment with texture tools, stamps and even kitchen utensils to make abstract, representational or freehand designs. Roll up your sleeves for a fantastic clay experience!

Enrollment limited to 15 / Ages 10 to 15

D13617 Saturdays, March 4 - April 8
(5 classes) 9:30 -11:30 a.m.
No class on April 1
\$130 Members / \$143 Non-members

E13617 Saturdays, April 29 - June 10
(6 classes) 9:30 -11:30 a.m.
No class on May 27
\$154 Members / \$169 Non-members

**WILDLIFE RELIEF
PRINTMAKING**
Sam Dahl
Skill level: ALL

In this two-day workshop, you will study photos and drawings of wildlife animals to inspire the creation of relief prints. You will learn how to carve with techniques to create light, shadow and depth for our animals’ fur, scales or feathers. Learn how to ink a relief plate and print on a printing press. Students are welcome to bring their own animal drawings or pictures to class.

Enrollment limited to 8 / Ages 10-15

E127W17 Saturdays, May 13 and 20
(2 classes) 10 a.m. - Noon
\$54 Members / \$59 Non-members



Sam Dahl’s relief print of a chameleon.

STONE CARVING FOR KIDS
Frank Picos
Skill level: ALL

Learn the techniques of a stone sculptor by carving, filing and sanding limestone blocks into artistic images. Projects may include freestanding sculptures, candleholders or garden art. These art pieces will last a lifetime!

Enrollment limited to 10 / Ages 10 to 14

E15117 Tuesdays, April 25 - May 23
(5 classes) 4 - 6:30 p.m.
\$159 Members / \$175 Non-members

TWEEN DRAWING STUDIO
Dorothy Odland
Skill level: ALL

Learning to draw is learning to see. Young artists are encouraged to follow their natural inclinations sketching still lifes, gallery artwork and/or self-portraits with the guidance of a seasoned professional artist. This is an experiential, studio style class that offers personal, 1:1 feedback and encouragement. Bring a 14 x 17-inch sketchbook, 2B drawing pencils and a Pink Pearl eraser to the first class.

Enrollment limited to 16 / Ages 11 to 16

D47717 Saturdays, March 4 - April 8
(5 classes) 11 a.m. - 1 p.m.
No class on April 1
\$95 Members / \$106 Non-members

E47717 Saturdays, April 29 - June 10
(6 classes) 11 a.m. - 1 p.m.
No class on May 27
\$114 Members / \$127 Non-members

SAMPLER SATURDAY: KIDS ART EXPLORATION

In this fun sampler class, we will experiment with a variety of artistic forms such as drawing, painting, collage or printmaking. Participants will learn basic art techniques and terminology and have many opportunities to explore their own creative processes and interests.

Enrollment limited to 12 / Ages 6 to 12

DS10PM17 Saturday, April 15
(1 class) 1:30 - 3:30 p.m.
\$23 Members / \$25 Non-members



Artist-Instructor Jenny Stice helps students discover the joy of fiber art in her Fabric Construction class.

Spring 2017 Artist-Instructor Bios

Kathy Allen is head of the Andersen Horticultural Library at the Minnesota Landscape Arboretum. She has a Master of Library Science degree from the University of Maryland and a B.A. degree from Union College in New York. Her professional career includes library consulting in the Washington, D.C., area; heading a library system in Malawi, Africa; and serving as Plant Sciences Librarian at the University of Minnesota. Kathy is an active member and past president of the Council on Botanical & Horticultural Libraries.

Carl Beihl is a practicing artist and photographer and is truly a product of the Minnetonka Center for the Arts and its culture of artist development. Carl began his artist’s journey in the early 1970s, juggling Art Center classes with a business and consulting career. For more than 10 years, he has been a full-time visual artist with an emphasis in photography, ceramics and painting.

Traudi Bestler trained at the Weavers Guild of Minnesota, the Weaving School and Sievers School of Fiber Arts. She has been a teacher of weaving, dyeing and fiber arts for more than 20 years. Traudi has also been a workshop presenter at the annual Minnesota Weaving Federation and schools and guilds around the country.

Robert Bowman is a ceramics artist with a studio art degree from St. Olaf College. In addition to teaching clay classes since 1997, he is the Exhibits Director and Retail Manager for the Minnetonka Center for the Arts.

Virginia Buck holds an art history degree from Hamline University. Her paintings and drawings have been in several exhibitions, including a drawing at the Minneapolis Institute of Art. Virginia has taught Summer Arts Camp classes at the Art Center for a number of years, providing fundamental techniques and genres within a historical context and perspective.

Jerry Calengor has worked as a gallery owner and studio painter for more than 40 years. His award-winning work has been exhibited throughout the Midwest, including a solo exhibit at the Minneapolis Institute of Art. Jerry has also enjoyed a year painting in Barbizon, France, home of the Impressionists.

Krissy Catt has been building her career in clay, with a focus on handbuilding, for more than two decades, starting with a B.F.A. from the University of Minnesota. Besides her business, Catt Ceramics, Krissy works in the Edina Schools and with senior adults. Her whimsical figures (some more than five feet tall) are on display in the Art Resources Galleries in International Market Square and at the Galleria.

Geneviève Chamberland, a native of Québec, obtained her B.F.A. from the University of Minnesota with an emphasis in ceramics. Her clay journey was vastly influenced by a research project at the iconic porcelain manufacturer Sèvres-Cité de la Céramique in Paris. Juxtaposition of different mediums is exciting to Geneviève as she amplifies materials’ properties to enhance contrasts and create more complex visual conversations.

David Coats is a retired professional photographer whose 20-plus year career was mostly spent photographing diverse objects for corporate clients. He began taking photography classes at MCFTA to rediscover the joy of photography and plans to continue his artistic journey as long as he can lift a camera.

Michele Combs is a plein air, impressionistic painter who studied classical realism at the Minnesota River School of Fine Art and with nationally recognized artists from throughout the U.S. Now a full-time visual artist, after a career in occupational therapy, Michele has been painting since 1995 and teaching since 2005.

Michèle Coppin relocated to Minnesota from Belgium where she concentrated on painting and creating videos for the city of Brussels about its artistic heritage. With a B.F.A. from Rhode Island School of Design and M.F.A. from the Pratt Institute, Michèle has been an instructor for more than a decade, teaching college courses as well as MCFTA outreach classes for children, teens, and seniors with memory loss.

Samuel Dahl is a practicing artist with nine years of teaching experience. New to Minnesota, he received his M.F.A. in painting and drawing from the University of Texas-Austin and B.A. in studio art and comparative religion from Dartmouth College, where he was the co-winner of the prestigious Perspectives and Design Award in 2002. Experienced and knowledgeable in a variety of printmaking techniques, he is excited to add printmaking to the adult and youth programs.

Suz Galloway has been a teacher for more than 15 years. With a B.A. in studio art and art history from DePauw University, she has also studied at the University of Minnesota, Minneapolis College of Art and Design, and with nationally recognized artists. One of her works, *May Apple*, is included in the Eloise Butler Wildflower Garden Florilegium, a rare and extensive flora documentation that will be preserved for 100 years.

Doug Garder has a B.A. in studio art and English from Southern Illinois University and an M.F.A. in painting from West Virginia University. He has taught at the Art Institutes International Minnesota in Minneapolis since 1999 and at many art center venues, including MCFTA, before that. He has participated in more than 75 juried group and solo exhibitions across the United States.

Karen Graham began blowing glass in 1997. She was later drawn to kiln-formed glass when she discovered Higuchi’s pâte de verre (paste of glass) at the Corning Museum where she attended workshops on fusing and casting glass. Her study of handbuilt pottery in college influences her style, and the appeal of architectural lines is a foundation for her work. Her work has been shown at Grand Hand Gallery in St. Paul and in Art-a-Whirl in Minneapolis.

Kristin Grevich studied fine art at the University of Minnesota-Mankato before embarking on careers in equestrian disciplines and later real estate. Returning to her love of painting in 2003, she has studied in the U.S., Europe, China and Tibet. She has exhibited widely, received many awards, and was the cover and featured artist in the October 2013 issue of Minnesota Women’s Press. Originally a student (2003 - 2010) of beloved MCFTA instructor Reid Galey, she is excited to return and continue his fun and engaging approach to teaching the impressionist style painting.

Linda Seebauer Hansen holds a M.F.A. in metalsmithing from the University of Wisconsin-Madison and B.A. from the University of Wisconsin-La Crosse. Professionally, she headed the art metals department at the Worcester Center for Crafts in Massachusetts, where she received the Barrett Morgan Award for exemplary leadership and teaching. Linda came to Minnesota in 2007 to direct an education program for the Weavers Guild of Minnesota. In addition, she has taught at Milwaukee Area Technical College, University of Wisconsin-Madison and -Whitewater, and St. Catherine University. She has a studio and teaches at Quench Jewelry Arts, plus travels to regional art centers and international craft schools to teach workshops.

Catherine Hearingd is a self-taught artist with a B.A. in zoology and botany from the University of Montana and more than 30 years of experience in watercolor painting. With a home studio in Lake Elmo, Minnesota, Catherine teaches classes and workshops in basic watercolor technique, color theory and composition and is a signature member and past president of the Minnesota Watercolor Society.

Sonja Hutchinson is a Signature Member and President of the Minnesota Watercolor Society and has been painting in watercolor since 2001. She has studied with many established watercolor artists and has frequently exhibited in juried shows and received honors for her work. Her artwork employs both traditional and non-traditional watercolor techniques. To her, the watercolor medium is simultaneously challenging and enchanting, where spontaneity and intention collide.

Georgia Kandiko is an award-winning artist and instructor. She has attained Signature Status with the Minnesota Watercolor Society and Red River Watercolor Society, frequently displaying and earning honors in their annual shows. Georgia is also an award-winning member of Artists of Minnesota and participates in several national watercolor societies. Her work is featured in public and private collections.

Cynthia Kath, a pastel artist with a B.A. in fine art, is currently working on her Master of Liberal Studies at the University of Minnesota in fine art, architecture and horticulture. She has also studied at Parsons School of Design in Paris, as well as privately with renowned oil and pastel artists. Cynthia teaches at numerous venues, exhibits her work locally and internationally, and is very involved with The Village Gallery in Lahaina, Hawaii.

Keren Kroul creates intricate and multilayered large-scale watercolor paintings on paper, inspired by memory, identity, and nature. With an M.F.A. in painting from the Parsons School of Design in New York City and a B.A. in visual arts from Brandeis University in Massachusetts, Keren has exhibited in solo and group shows, including the Minnesota Museum of American Art, the Art Museum of the University of Memphis, The Revolving Museum in Massachusetts and at the TEOR/eTica in Costa Rica.

Bonnie Lauber-Westover holds a bachelor’s degree in studio art from the University of Iowa and master’s degree in studio art from Illinois State University. She has taught in the Minneapolis area for 25 years at schools, colleges and art centers. She has exhibited widely, juried many art competitions and been a visiting artist at many art centers and schools. Bonnie enjoys seeing former students who now exhibit, maintain studios, and work as artists!

Laurie Lausen is an avid rug hooker whose fiber journey has taken many paths. She began designing and hooking rugs in the early 1970s while still in school and in the 1980s founded L.J. Fibers, a Minneapolis-based studio, gallery and retail shop now known as the Wooly Red Rug. Laurie has been listed in the Directory of Traditional American Crafts as one of “America’s Best” since 2009. Many national publications have featured her work and published articles she’s written.

Steven Leeman has studied stone carving at the Minnetonka Center for the Arts and in Carrara, Italy, with Pazzi DePeuter. He studied bronze sculpture with Heidi Hoy and impressionist painting with Reid Galey. His sculptures have won several awards. He is the owner of Steve Leeman Company, Decorative Arts, since 1974.

Susan Lyman worked as an art director in major advertising agencies and has been involved in the Minnetonka Center for the Arts for more than 15 years. Her sculpture work is primarily figurative and often life-sized. As a teacher she enjoys nurturing her students to develop their stone sculpting skills. Susan holds a B.A. in studio art, with a minor in anthropology from the University of Minnesota.

Kristine MacDonald is a lifelong student of calligraphy, studying with nationally recognized teachers and attending national conferences. She is a juried member of the Colleagues of Calligraphy. Kris has demonstrated and taught calligraphy for more than 20 years with the Minnesota Renaissance Festival, Hopkins Community Education and the Minnesota Center for Book Arts.

Shakun Maheshwari’s art reflects a combination of her knowledge of folk art, photography and graphic design. Her ethnic background is evident in the colors, stylized designs, and themes in her work. The folk arts of India were passed down to her from her grandmother, mother and other relatives when she was a child. Shakun completed the graphic design program at North Hennepin Community College and the Intermedia Arts “Beyond the Studio” Mentorship Program for Artists.

Ruth Mason holds a B.F.A. from Minneapolis College of Art and Design and has also studied theatre arts at Children’s Theatre in Minneapolis. She worked in film and television production for 15 years as producer, writer, camera and audio technician. She has created many large-scale public works and loves public art making: murals, films, sculptures and spontaneous artworks. Ruth teaches youth series classes, Summer Arts Camp and adults with disabilities and at-risk youth through Minnetonka Center for the Arts’ outreach program.

Ernest Miller, Jr. is a ceramicist and sculptor with extensive experience teaching adults and children. With a B.A. in three-dimensional studio art from Eastern Illinois University, Ernest is an exhibitor and award winner in many juried shows nationally and his work is widely collected.

Eric Mueller is an artist and freelance photographer who has also worked as a filmmaker and producer in the Twin Cities for the past 25 years. With a B.A. from Carleton College and M.A. in Film Production Studies from the University of Iowa, Eric teaches iPhone photography online for iPhonePhotographySchool.com and locally for Independent Filmmaker Project Minnesota (IFP). His work has been exhibited nationally, and he will be featured in a January 2017 episode of TPT’s *MNOriginal*. He has about 50,000 followers on Instagram.

Holly Nelson is an experienced artist and teacher. Her award-winning drawings and paintings have been exhibited in more than 50 solo and group exhibitions throughout the Midwest. With a B.F.A. from the University of Minnesota, she has taught art in many venues including community art centers, public schools, the Minneapolis Institute of Arts as well as health care settings such as the Hennepin County Medical Center.

Judd Nelson has been creating welded and forged animal sculptures since he was 17 and completed his formal training at the University of Minnesota. He has taught at the Minneapolis Institute of Arts as well as in Native American and public schools around the country. Judd also worked in a number of capacities on *Hometown*, a National Public Television show.

Dorothy Odland holds both a B.F.A. and M.F.A. from the University of Minnesota. Through her career she has been an exhibitor, award winner, juror and gallery lecturer for 22 years at Walker Art Center. She is also a founding member and mentor with the Women’s Art Resources of Minnesota (the WARM). Her work is found in many corporate and private collections.

Kristin Pavelka learned a wide range of ceramics firing techniques working under Dan Anderson at Southern Illinois University. She holds a B.A. in studio arts from Carleton College in Northfield and an M.F.A. from Penn State University where her love for earthenware began. Kristin has significant teaching experience including five years at Hamline University as an adjunct instructor.

Lee Persell is the Ceramics Studio Manager for the Minnetonka Center for the Arts. She exhibits in shows and galleries throughout the Midwest, and has taught at the Minnetonka Center for the Arts since 1997.

Diane Petron’s enthusiasm for all things creative began as a youngster. Nearly 20 years ago, she discovered the Minnetonka Center for the Arts and began taking classes in pottery and, later, fused glass. Though her B.A. is in Music Education, Diane has discovered that she enjoys teaching visual arts much more than teaching music.

Frank Picos is a Sculpture Studio Assistant, Artist-Instructor and student at the Minnetonka Center for the Arts with a focus on stone carving and bronze casting. He is a member of the Society of Minnesota Sculptors. As a part-time artist with a career in construction, Frank holds an Associate in Applied Science (A.A.S.) degree in construction technology from New York City Community College.

Jodi Reeb has been creating art for more than 25 years. With a B.F.A. from the Minneapolis College of Art and Design, she has been the recipient of numerous awards and her mixed media work has been widely exhibited and may be found in private and corporate collections nationally. A talented teacher, Jodi has taught at the college level and at community art centers.

William Reynolds has worked as a professional illustrator and designer since 1981 producing work for national and international clients and advertising agencies. With a B.F.A. from the Minneapolis College of Art and Design and M.A. in education from St. Catherine University in St. Paul, William has been teaching at the Art Institutes International Minnesota for more than 10 years.

Ellen Richman is a well-recognized contemporary abstract painter. With a B.F.A. from the University of Minnesota, Ellen’s award-winning paintings have been widely exhibited. Her work is found in collections throughout the U.S. and Mexico and is currently represented by Circa Gallery in Minneapolis and Thomas Masters Gallery in Chicago.

Danny Saathoff is a full-time artist and instructor who splits his time between sculptural art and jewelry design, believing that the two art forms directly influence one another. He has been featured on TPT’s *MNOriginal* and participated in the Walker Art Invitational jewelry artist showcase on multiple occasions. He teaches at Carleton College and is the vice president of the newly-formed Minnesota Jewelry Arts Guild.

Alan Shefland began his artist’s journey young, taking photos of his neighborhood and its residents, selling a few to cover costs. He honed his visual skills becoming a Hollywood film editor working on TV commercials, shows and features, including many award-winning shows. After moving to Minnesota, he became a student then Artist-Instructor at the Minnetonka Center for the Arts where he has often exhibited his photography.

Patty Carmody Smith has a degree in art from the University of Wisconsin-River Falls and has shown her fiber and mixed media sculpture regionally since 1995. Patty loves the creative process and the role it plays in living a creative life. She has developed a unique sculptural technique that utilizes lightweight air-drying materials.

Scott Spinks is professional illustrator and storyboard artist represented by Storybook Arts Incorporated of New York. Scott has been a children’s illustrator since 2006 and has illustrated multiple picture books, including the 2016 re-release of the early-reader classic, *Up, Up and Away*, written by Margaret Hillert. In the fall of 2016, Scott completed work on a 26-episode Amazon Original cartoon series, which will air in June of 2017. Learn more about Scott’s work at www.scottspinks.com.

Jenny Stice graduated from the Minneapolis College of Art and Design with a degree in Sculpture. Due to a split training of Environmental Education and Fiber Arts, Jenny’s artwork often takes shape as her current ecosystem of study. Her main format of creation is crocheting, but has a formal training in sewing and felting. Her artwork may be found displayed privately in Minnesota and with gallery representation in Lexington, Kentucky.

Audrey Stommes has an M.F.A. in painting and drawing from the University of Nebraska-Lincoln. She has taught there and at University of Wisconsin- Stout and the Lux Center for the Arts in Lincoln, Nebraska. She was an artist-in-residence at the New York Center for the Arts and Media Studies and the Vermont Studio Center. Her work is exhibited nationally, internationally and in solo exhibitions.

Tara Sweeney has worked in the Twin Cities’ visual arts community for more than 30 years. She has 25 years of teaching experience at the undergraduate level serving as an associate professor and art department chair at Augsburg College. Since 1999, she has led international programs sketching in Italy and France and in 2012 created a plein air sketchbook documenting a 150-mile walk of a historic pilgrimage trail from Lucca to Rome. She holds a M.F.A. from Minneapolis College of Art and Design.

Tracie Thompson specializes in oils, murals, animal portraits and mixed-media work that taps into the life beneath the observable surface. With a B.F.A. from the University of South Florida-College of Fine Arts in Tampa, Tracie has exhibited in solo and multi-artist shows around the Twin Cities and in Florida and has experience teaching at community art centers.

Julie Vogl is a mosaic artist who began her work with stained glass in a neighborhood community class and in time made Tiffany-style lamp shades. Her desire for a new art form using glass evolved to mosaics. Working with beautiful colors, texture, beads and shapes, she adds dimensional mementos to create each of her unique designs.

If a class description lists “Art Center Faculty,” it means that as this catalog went to print, an instructor had not yet been assigned. Please check the class description on the website or call the Registrar for more current information.

Once you've found the classes or workshops that interest you, reserve your spot by registering and paying as soon as possible, as some fill up quickly. Please register two weeks before class starts.

- Online at minnetonkaarts.org/classes.*
- Stop by or call the Registrar at 952.473.7361, x. 16. Make sure to have the class number, title and payment ready. (Registrations made by phone must be paid by credit card.)
- Complete the Registration Form below and mail it to Minnetonka Center for the Arts, 2240 North Shore Drive, Wayzata, MN 55391.
- Fax completed registration form to 952.473.7363 or registration@minnetonkaarts.org.

If a class is cancelled due to insufficient enrollment, the Art Center will contact students by phone or email prior to the first class date. Students have the option to transfer into another class or receive a full refund.

DISCOUNTS AND TUITION ASSISTANCE

Being a member of the Minnetonka Center for the Arts saves 10 percent on every class and workshop for twelve months. An annual household membership is \$55, and can be purchased at the time of registration immediately applying the discount to that registration.

Students currently enrolled in a class may earn a one-time \$5 savings on a 4-week course or \$10 savings on a 5-week or longer course, if registrations are made for the subsequent session before the early registration deadline. This discount only applies on registrations for classes in the session immediately following the session in which you are currently enrolled.

Non-member students who have never previously taken a class at the Minnetonka Center for the Arts qualify for a 10 percent

Tuition Assistance applications are available at the front desk or online at www.minnetonkaarts.org/classes. Applications are due three weeks prior to class start.

*** The Early Registration and New Student Discounts cannot be processed online. To claim these discounts, please register by visiting or calling the front desk at 952.473.7361, x. 16.**

- The Art Center charges a \$5 administration fee for every registration cancellation or class transfer to cover administrative costs.
- Students canceling one week or more prior to the class start date will receive a 100 percent refund (minus the administration fee).
- Students canceling less than one week prior to the class start will receive a 50 percent refund (minus administration fee).
- If canceling on the day the class starts or later, there is no refund.
- If canceling a workshop registration less than one week prior to the workshop date, there is no refund.
- Transfers must be made more than one week prior to a class start date and are subject to the administration fee.
- Tuition is not prorated for missed classes or for students who register late. Make-up classes are available at the discretion of the instructor.
- Late registrations may be accepted after a class has begun if space is available and with the permission of the instructor.

Materials fees and model fees not included in tuition must be paid with class registration.

The course description will indicate what materials are needed. If a materials list is not mentioned or provided before the start of class, bring the supplies you have or think you might need. Your instructor will tell you if additional materials are needed.

Photography students should bring their own camera.

OPEN STUDIO POLICY

Studio privileges are available during regular building hours only to students who are currently enrolled in (and regularly attending) a class. Please see your instructor or call the Registrar for open studio hours.

To help students find classes with the right level of challenge, the classes in this catalog are noted with the following skill levels:

(B) Beginner: Student has no experience with the medium or needs fundamental knowledge of techniques and materials.

(AB) Advanced Beginner: Student needs more instruction or a refresher on fundamental techniques or help solving basic problems with the medium.

(I) Intermediate: Student has already completed several works in this medium and has begun exhibiting. Student is able to solve many problems independently, is developing design and composition skills and wants to try, or is experimenting with, a variety of techniques.

(AD) Advanced: Student is able to work independently and seeks critique from instructor or peers. Student has developed a style and can discuss the concept behind the work and has begun the process of creating a resume and portfolio.

(ALL) All Skill Levels: The class is open to students of all levels.

[CORE CLASS] A fundamental class that may be a good entry into a new medium.

The Art Center recommends that students in all disciplines take a drawing class at some point in their education.

Minnetonka Center for the Arts

Individual or Family Name

Address _____ City/State/Zip _____

Phone Number _____ Alternate Phone _____

Emergency Contact (Name, relationship, phone) _____

Student Email _____

Class No.	AM PM	Class or Workshop Title	Student Name	D.O.B (<18)	Model/New Student Mat. Fees	Tuition

MEMBERSHIP STATUS

Membership is encouraged but optional

☐ Current Member
☐ Non-member
☐ New Member:

☐ Basic \$55 (\$50 with senior discount)
☐ Sponsor \$250

☐ Friend \$100
☐ Patron \$1,000

☐ New Student

Tell us how you discovered the Art Center?

TUITION SUBTOTAL

MODEL/NEW STUDENT MATERIAL FEES SUBTOTAL

(OPTIONAL) MEMBERSHIP

sub total

MINUS DISCOUNTS OR SCHOLARSHIPS

TOTAL

☐ Check # _____
☐ Visa ☐ Mastercard

Account # _____

Exp. Date _____

Date into RE (Office use) _____

All fees must be paid in full when you register.
We cannot reserve space without full payment.
You may register by:

Mail: 2240 North Shore Drive
Wayzata, MN 55391
Phone: 952.473.7361, ext. 16
Fax: 952.473.7363

MEMBERSHIP STATUS Membership is encouraged but optional

☐ Current Member ☐ Non-member ☐ New Member:

☐ **Basic \$55 (\$50 with senior discount)** ☐ **Sponsor \$250**
☐ **Friend \$100** ☐ **Patron \$1,000**

☐ **New Student** Tell us how you discovered the Art Center?
(please circle one) Word of Mouth • Advertisement • Web Search
Facebook • Yelp • Article • Catalog Mailing • Event or Exhibit
Ridgedale • Drive by • Summer Arts Camp • Other

Call 952.473.7361, x. 16



The Minnetonka Center for the Arts is accessible to students with disabilities. If you require special assistance, please let

the Registrar know at 952.473.7361, x. 16, or the Minnesota Relay Service (for the hearing impaired) at 800.627.3529 two weeks prior to class. We will be happy to accommodate your needs.

Tuition assistance is available thanks to contributions to scholarship funds to help make art education available to all children and adults. Please call the Registrar at 952.473.7361, x. 16, for information and an application.

Art Center Hours

September 6, 2016 – June 17, 2017

Monday	9 a.m. - 4 p.m.
Tuesday	9 a.m. - 9:30 p.m.
Wednesday	9 a.m. - 4 p.m.
Thursday	9 a.m. - 9:30 p.m.
Friday	9 a.m. - 4 p.m.
Saturday	9 a.m. - 4 p.m.
Sunday	closed

Art Center Café Hours

Mondays - Fridays 9 a.m. - 1:30 p.m.

The Art Center Café offers fresh baked goods and delicious lunch specials that change weekly. (Sorry, no take out.) To see the current menu, visit the Art Center Café webpage at minnetonkaARTS.org.

The Art Center is closed these dates:

Nov. 24, Dec. 24 - Jan. 2*, May 29, July 4, and Aug. 28 - Sept. 4*.

* Phone lines will be open M-F these weeks, excluding holidays, from 9 a.m. - 4 p.m. to take class registrations. There is no Open Studio when the Art Center is closed.

Weather closings will be posted on KARE, KSTP and WCCO television stations and websites.

Open Studio is a free benefit for currently registered students to continue artwork projects outside of class. Open Studio hours are posted by studio doors or available from the Studio Manager or Registrar.

The Registrar is available during Art Center Hours to help with questions, class registrations, donations, membership and more. To speak with a Registrar, stop by the front desk or call 952.473.7361, x. 16.

OUR MISSION

In the belief that the visual arts are indispensable to a healthy community, it is the mission of the Minnetonka Center for the Arts to provide teaching excellence, quality exhibitions and cultural enrichment for people of all ages, interests and abilities.


Minnetonka Center for the Arts

2240 North Shore Drive
Wayzata, MN 55391-9347

minnetonkaARTS.org
952.473.7361, x. 16

Nonprofit
Organization
U.S. Postage
PAID
Minnetonka
Center for the Arts

This activity is made possible by the voters of Minnesota through a Minnesota State Arts Board Operating Support grant, thanks to a legislative appropriation from the arts and cultural heritage fund, and a grant from the Wells Fargo Foundation Minnesota.



DIRECTIONS

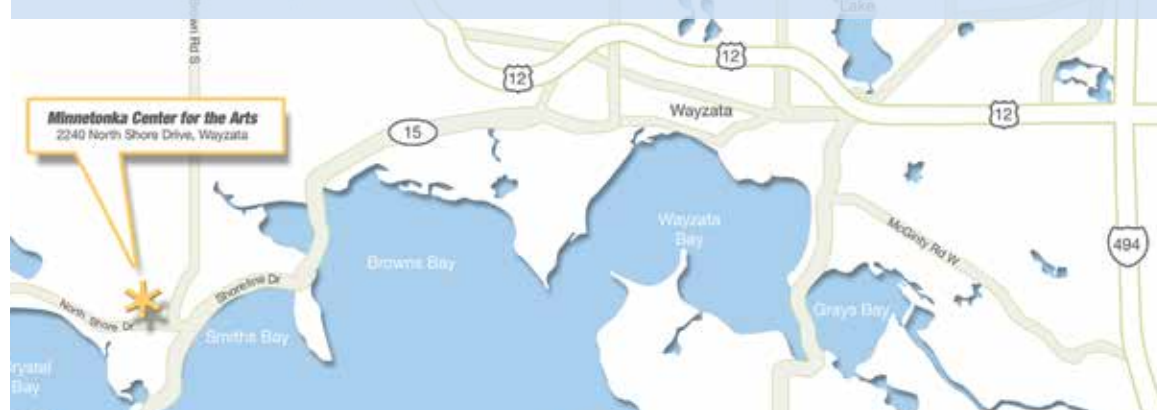
2240 North Shore Drive, Wayzata 55391-9347 (Enter complete address into GPS for accurate directions)

From the East 394 West to County Road 15 to North Shore Drive. (And from North & South via 494 to 394 West.)

From the West County Road 15 to North Shore Drive or County Road 11 W to County Road 15 to North Shore Drive.

From the North Brown Road to North Shore Drive or County Road 19 to County Road 151/North Shore Drive.

From the South MN41 to MN7 East to Country Road 19 North to County Road 15 to North Shore Drive.



VISUALLY SPEAKING/ SPRING 2017

Minnetonka Center for the Arts

Classes / Exhibits / Outreach

Visual arts education for all ages, interests and abilities


Experience the joy of making art!
Choose from more art classes than ever. / PAGES 6 - 21

Limited time?
There are more than 30 workshops this spring! / PAGES 18-19

There's art for the whole family with Family Workshops and Children and Teen classes! / PAGES 20 - 21



Everyone is welcome at the Art Center!



Multiple Platforms, an abstract oil painting by Artist-Instructor Ellen Richman. Learn more about her artwork and classes in the *Artist Spotlight* on page 5.