

VISUALLY SPEAKING/

WINTER
2018

Minnetonka Center for the Arts

Classes / Exhibits / Outreach

Visual arts education for all ages, interests and abilities

Take winter courses here at the Center / PAGES 8 – 17

Exhibits and opening receptions
are free to the public! / PAGE 2

Interview with Alan Shefland
in the Artist's Spotlight / PAGE 5

Class Registration Instructions / PAGE 19

ESSENTIAL DATES

Art of the Holidays Show & Sale **November 9 – December 22**

Grand Opening on November 9, 6 – 9 p.m.
Free and open to the public

Private Preview Party on November 8, 6 – 9 p.m.
Tickets available online and from the Registrar

The Student Show

February 2 – March 1

Showing in the Laura H Miles Gallery
Opening Preview on February 1, 6 – 8 p.m.
Free and open to the public

Facade: New Work by Elizabeth Coleman **February 2 – March 16**

Showing in the Murphy Room
Opening Preview on February 1, 6 – 8 p.m.
Free and open to the public

Winter class session

January 2 – February 24

Please register by December 23
Early registration discount ends December 9*

Art Center closed December 24 – January 1

Phone lines open for registrations
See Building Hours on page 20 for details

* Discount for currently enrolled students to continue
their artistic journey into the ensuing session

COVER IMAGE:

Detail of *Wood Face*, photo by Alan Shefland.

Learn more about the artist in the *Artist Spotlight* on page 5.

Exhibits Update

Original artwork is available for viewing and purchase at the Minnetonka Center for the Arts in the gallery, throughout the building and at the Ridgedale Center. Exhibits and opening receptions are free and open to the public. Our facility is fully accessible to ensure that the visual arts are available to everyone. To purchase artwork at the Art Center, see the Registrar at the front desk. To purchase artwork exhibited in the common areas of Ridgedale Center through the Partners in Art program, contact Bob Bowman at bbowman@minnetonkaarts.org or 952.473.7361, x. 170.

ARTS OF THE HOLIDAYS SHOW & SALE

November 9 - December 22
Monday - Saturday 10 a.m. - 4 p.m.

Grand Opening on November 9, 6 - 9 p.m.

Free and open to the public

A gallery full of fine craft and art, selected for character and value, perfect for holiday giving. Over a hundred local artists – discover new collections by returning favorites as well as new artists, showing here for the first time.



ARTS OF THE HOLIDAYS PRIVATE PREVIEW PARTY

November 8, 6 – 9 p.m.

\$25 per person

(proceeds support the Art Center)

Join us for an exclusive opportunity to shop the holidays show and sale before it opens to the general public. Enjoy hors d'oeuvres, cash bar, live music, prize drawings and complimentary gift wrapping.

Reserve tickets by calling 952.473.7391, x. 160

THE STUDENT SHOW

February 2 - March 1

Opening Preview on February 1, 6 - 8 p.m.

Bring a potluck dish to share!

Free and open to the public

This show illustrates the creativity, skill and inspiration that unfold in our studios every day. Exhibiting in a professional gallery setting is an important part of the artistic learning process and each year this show reminds us of the power, potential and importance of the visual arts in our lives. Come see what attracts people to our studios and keeps them coming back. It might even help you find the perfect class for your own artistic journey.

CALL FOR ENTRIES STUDENT SHOW

Entries due: January 23

Any MCFTA student (age 16+) who has been enrolled in a class between January 1 and December 31, 2017, may exhibit. One piece may be entered per class taken, with a maximum of two pieces per student. (Please note that the same class taken multiple times with the same instructor counts as one class.) Entries must reflect the medium and the purpose of the class taken. All two- and three-dimensional media, except installation and video, will be considered. Deliver artwork during intake hours: January 23, 9 a.m. - 7 p.m. (Firm). See the full details in the Call for Entries found on the Exhibits webpage at minnetonkaARTS.org.

FACADE: NEW WORK BY ELIZABETH COLEMAN

February 2 – March 16

Opening Preview on February 1, 6 – 8 p.m.

Showing in the Murphy Room.

Free and open to the public

Sculptures and illuminated windows in transparent porcelain and glass by 2017 Minnesota State Arts Board Initiative Grant recipient Elizabeth Coleman.

/VISUALLY SPEAKING/

Winter 2017

CONTENTS

- 1 Essential Dates
- 2 Exhibits Update
- 3 Director’s Note / Art Center News
- 4 Thank You Donors / Welcome Members
- 5 Artist Spotlight: Alan Shefland
- 6-7 Winter Classes at a Glance
- 8-17 Winter Class Descriptions
- 18 Artist-Instructor Bios
- 19 Registration Details
- 20 Art Center Hours / Mission / Directions

BOARD OF DIRECTORS (as of 9/27/2017)

CHAIR	Jim Schwert
VICE CHAIR	Barbara McBurney
SECRETARY	Denise Leskinen
TREASURER	Lance Jeppson
MEMBERS AT LARGE	Cynthia Dyste Mary Larson Susan Lipscomb Terry Savidge Katie Searl
DIRECTOR EMERITUS	Laura H. Miles

ART CENTER STAFF

EXECUTIVE DIRECTOR	Roxanne Heaton, x. 150 rheaton@minnetonkaarts.org
EXHIBITS DIRECTOR & RETAIL MANAGER	Robert Bowman, x. 170 rbowman@minnetonkaarts.org
CHILDREN & YOUTH PROGRAM DIRECTOR	Nicole Buchholz, x. 190 nbuchholz@minnetonkaarts.org
MARKETING & COMMUNICATIONS DIRECTOR	Gregory Collins, x. 120 gcollins@minnetonkaarts.org
ADULT PROGRAM DIRECTOR	Mara Miller, x. 130 mmiller@minnetonkaarts.org
STAFF ACCOUNTANT	Ann Young, x. 180 ayoung@minnetonkaarts.org
CERAMICS STUDIO MANAGER	Lee Persell, x. 140 lpersell@minnetonkaarts.org
SCULPTURE STUDIO MANAGER	Open, x. 110
KITCHEN STAFF	Chef Melinda Alves, x. 200 malves@minnetonkaarts.org Monica Brown, x. 200 mbrown@minnetonkaarts.org
EXECUTIVE ASSISTANT	Dori Dedon-Mezei, x. 100 ddedon-mezei@minnetonkaarts.org
REGISTRARS	Anicka Schanilec, x. 160 Erin Boe, x. 160 registration@minnetonkaarts.org
GUEST SERVICES	952.473.7361, x. 160 information@minnetonkaarts.org
VOLUNTEER OPPORTUNITIES	Maryalice Brenk mmbrenk@mchsi.com
WEBSITE	minnetonkaARTS.org
FACEBOOK	facebook.com/artcentered
TWITTER	@Mtkacenter4arts

ABOUT THE COVER

We are pleased to feature the artwork of Artist-Instructor Alan Shefland on this issue’s covers. See more in the *Artist Spotlight* on page 5.

Director's Note

Dear Friends,

As I write this note, the sun shines brightly and the temperature approaches 90 degrees! Winter seems a long way off. But come it will, so our days are filled with program planning and exhibit preparations to nurture your creative self during the dark days of January and February. Please take some time to peruse the offerings, register today for as many classes as your schedule allows and plan to visit often.

Soon postcards announcing one of our most popular winter events, the Arts of the Holidays Show & Sale, will begin arriving in homes across the West Metro. Each year, this show provides a marketplace for more than a hundred local artists and attracts shoppers from throughout the five-state region. Its reputation for quality and unique handcrafted items continues to grow as the selection increases each year. Invite your friends and family to join you and support our artists and your favorite community arts organization through your purchases.

And...Back by popular demand, our Holiday Show Private Preview Party will be held on Wednesday, November 8th. Party goers will have first crack at the sale, spend time with the artists in a relaxing environment and enjoy some great food and music – all in the company of good friends with shopping assistance from an attentive staff. Watch for your invitation and be sure to reserve your spot! Tickets are limited and available on first come, first served basis. If you can’t make the preview, join us instead for the public opening reception on November 9th.


MCFTA Receives Minnesota State Arts Board Art Access Grant

This year our outreach program received a tremendous boost thanks to a Minnesota State Arts Board Art Access Grant. By adding essential arts components to the City of Minnetonka’s Dementia-Friendly City Initiative, we will provide programming to engage those living with dementia, their families and the community at large. Monthly “memory cafés”, 4-week off-site educational opportunities, gallery tours and other awareness building activities will be planned throughout the duration of the grant period. We are so proud of our staff and participating faculty for making this program come to life!



Finally, many of you will receive a request for funding in the form of our fall appeal. Please give this request your careful consideration. If you’re a current student, you probably know that your tuition payment only covers about 65% of the cost of delivering your program! In addition, a number of students enjoy highly reduced fees thanks to special grants for outreach. We try our best to keep our classes available to the widest possible audience by keeping fees affordable and securing grants for programs to the underserved but that means we must raise the balance of our expenses through requests like these. If not for the generosity of many individuals, corporations and grantors like the Minnesota State Arts Board, this would not be possible. This fiscal year alone, we need to raise more than \$400,000 to close that ever widening gap. Your gift, whatever the amount, will be greatly appreciated and put to good use. Please consider making a gift today!

Stay warm!



Roxanne L. Heaton,
Executive Director

NEW STUDENT DISCOUNT

If you’ve never taken a class with us before, enjoy a 10 percent savings on your first registration! (Details, p. 19) Call the Registrar at 952.473.7361, x. 160 to claim this benefit! It cannot be processed online.

THANK YOU.

THANK YOU TO ALL WHO MADE MEMBERSHIP, PROJECT, SPONSORSHIP, IN-KIND, CORPORATE, OPERATING AND CAPITAL GIFTS OF \$150 OR MORE BETWEEN JUNE 1, 2017 – AUGUST 31, 2017

\$25,000+

Minnesota State Arts Board

\$5,000 - \$10,000

National Endowment for the Arts

\$2,000 - \$4,999

General Mills Foundation c/o CyberGrants, Inc.

/ Barbara McBurney

Greystone Foundation /

Walter McCarthy and Clara Ueland

in memory of Cole and CC Graham

Andrea and George Michaelsen

Porsche Minneapolis

Prospect Creek Foundation /

Mr. and Mrs. Bruce Atwater

The Longview Foundation /

Robert and Lucy Mitchell

The S.Bartley Osborn Family Charitable Trust /

Kandi and Bart Osborn

\$1,000 - \$1,999

Mrs. Susan Lipscomb

Mrs. Michelle M. Plombon

The Longview Foundation / Ella P. Crosby

\$500 - \$999

Ms. Lucy Bruntjen

Barbara and Mark Lyons

Rockler Jackson Family Foundation /

Robert Jackson and Ann Rockler Jackson

Katie and Ken Searl

Ms. Donna R. Winberg

\$150 - \$499

Jane and Walter Barry

Ms. Lizbeth Brown

Sara and Ryan Brown

Mary and Scott Larson

Mary and John Pagnucco

Mr. Frederick Richter

Anne Larsen Simonson

Bill and Roxanne Soth

Ms. Mary Susan Swanson

Mr. David M. Thompson

UnitedHealth Group / Ms. Sara Brown

Whitney and Elizabeth MacMillan Foundation

Foundation Contributions

Greystone Foundation / Walter McCarthy

and Clara Ueland in memory of Cole

and CC Graham

Prospect Creek Foundation /

Mr. and Mrs. Bruce Atwater

Rockler Jackson Family Foundation /

Robert Jackson and Ann Rockler Jackson

The Longview Foundation / Ella P. Crosby /

Robert and Lucy Mitchell

The S.Bartley Osborn Family Charitable Trust /

Kandi and Bart Osborn

Whitney and Elizabeth MacMillan Foundation

Corporate Contributions

General Mills Foundation c/o CyberGrants, Inc. /

Ms. Barbara McBurney

Nash Frame Design

Porsche Minneapolis

United Health Group / Ms. Sara Brown

Memorial Contributions

In memory of Elsa Sreenivasam and Em

Swartout / Ms. Mary Susan Swanson

In memory of Lucia T. Morison /

Whitney and Elizabeth MacMillan

Foundation

Welcome and thank you to all new and renewing members

PATRON (\$1,000)

Joan L. Dayton

SPONSOR (\$250)

Mr. and Mrs. Michael J. Brenk

Christine and James Field

Mrs. Susan Lipscomb

Marilee and David Mahler

Nash Frame Design

Ms. Abigail Rose

Mrs. Carolyn Taylor

FRIENDS (\$100)

Anne and John Groton

Patricia and George Foulkes

Judie and Mark Jones

Sally and William H. Kling

Wayne and Susan Larson

Andrea and George Michaelsen

Charles and Melinda Moos

Steve Pajor

Ms. Peg Palaskas

Mindy and Peter Rechelbacher

Mr. Alan Shefland and

Ms. Pamela Ziegenhagen Shefland

Mr. and Mrs. Richard Spiegel

Mr. and Mrs. Gary L. Vars

Ms. Donna R. Winberg

Dale and Ann Woodbeck

BASIC (\$55 - \$60)

Mrs. Julie K. Allen • Ms. Melinda Alves

Ms. Mary K. Anderson

Gingie Anderson and Dr. Andrew Doroschak

Ms. Leah Bailey and Mr. Peter Bailey

Mr. John Banks • Ms. Mary Sue Barniskis

and Mr. Walter Barniskis

Sandra and Gary Baron • Mrs. Amy Bell Dvorak

Ms. Ingrid Bloom • Ms. Geri Bloomer

Ms. Erin Boe • Mrs. Pamela Brady

Mr. and Mrs. Lowell Brandt

Ms. Becky Breckenridge

James and Teresa Brownfield

Ms. Beth Borgan • Ms. Kathleen A. Caldwell

Luana and Greg Campbell

Virginia and Stuart Campbell

Mrs. Andrea Canter

Julie Carley and Gary Mosiman

Ms. Ann Carlson • David and Linda Carter

Ms. Carolyn Cole • Ms. Mary Cotton

Mr. and Mrs. Thomas Croskey

Ms. Beth Culp • Ms. Bonnie Cutts

Mrs. Heather Dahlberg • Mrs. Mary Deziel

Anne and Keith Dixon • Ms. Sandra Dower

Mrs. Angela Doyle • Peg and Jerome DuBord

Ms. Lynn Dutcher • Cynthia and Gregg Dyste

Ms. Barbara Eastbourne • Ms. June Egberg

John and Ludmila Eklund • Ms. Priscilla Elwell

Ms. Linda Engel-Moore

Micki and Matthew Engeriser

Ms. Rolla Engler • Ms. Ellen Estes

Ms. Pamela Fechter • Ms. Linda Ferguson

Alice and Dean Fjelstul

Cheryl and Tim Flugaur-Leavitt

Mr. and Mrs. Stuart Fogel • Ms. Lisa Foss

Mr. and Mrs. Mark Friedland • Suz Galloway

Mrs. Cristina Garrasi • Ms. Pamela L. Gehlen

Mr. Jim Geisinger • Ms. Julie Getchell

Ms. Jane Gleeson • Mr. Bruce Goodman

Mr. Tim McClellan and Ms. Candace Gordon

Ms. Stacey Graiziger • Ms. Bonnie J. Hagelberger

Patrick and Kathy Halloran

Norma and Thomas Hanlon

Valorie and Jerry Harlow • Mrs. Pam Harp

Ms. Janis Harstad • Dr. Umbreen Hasan

Ms. Colleen Healy • Mrs. Carol Hebrink

Mrs. Susan Heroux • Ms. Priscilla Hiipakka

Paul and Renate Hiller • Mr. Bryan Holland

Mr. and Mrs. Mike Hollenstein • Denise Houser

Mr. Jim H. Jahoda and Mrs. Susie Dedo-Jahoda

Mrs. Sarah Jameson-Jones • Ms. Barbara Jeffries

Mrs. Mary Jenkins • Ms. Brenda G. Johnson

Mary Ann and Wallace Johnson

Ms. Nancy Johnson • Mr. Joel Kaplan

Ms. Cynthia Kath • Mrs. Jody Kaye

Ms. Deborah L. Kirkeede

Mr. and Mrs. Bill Knopp

Mr. James Knuckey and Mrs. Dorothy Knuckey

Ms. Sheila Kruesel • Ms. Laurie Lausen

Diane Lempke • Mrs. Kristen LeNeave

Mr. Joe Linhoff • Ms. Patricia Loftus

Ms. Jean Ludescher • Susan Lyman

Mr. Jon Maakestad

Gini and George MacDonald

Kathy Anne Mack • Mrs. Louise Magnuson

Ms. Carol Malkinson • Ms. Debra Marshall

Ms. Rebecca Mason • Barbara McBurney

Mr. Don McClung and Ms. Anne Harvell

Ms. Terry L. McFarland • Mrs. Karen McKay

Ms. Rebecca McShane • Tom and Jane Medcalf

Ms. Karen Melvin

Kathleen and David Michaelson

Ms. Dorit Miles • Ms. Lissa Miller

Ms. Nancy B. Miller

Mrs. Susan Misukanis and Mr. Lee Odden

Ms. Nicole Muehlenhaus • Ms. Kristan Nalezny

Ms. Sushmeeta Jolly Nanda

Mrs. Rebecca Nelson • Ms. Lynn Neumann

Mr. and Mrs. Robert Newman • Polly Norman

Ms. Belinda O’Connell • Ms. Debra O’Connor

Mr. John O’Leary • Ms. Tonja Orr

Ms. Dorothy Osterman • Mrs. Kim Parker

Mrs. Shari Parsons • Dr. Denise Pasmanter

Ms. Lisa M. Paulson • Mr. Robert Paulson

Dr. Alya Pender • Ms. Genny Perrizo

Mrs. Deb Petersen • Ms. Jessica Peterson

Mrs. Deborah Peyer • Mrs. Andrea Picon

Mr. Charles E. Pitschka • Ms. Yoriko M. Price

Erika and Matt Ramsey • Mrs. Catherine Rashid

Ms. Sangeeta Rath

Ms. Michelle Recke and Mr. Toshi Maeda

Patricia and Michael Reinert

Mr. and Ms. Douglas E. Richardson

Ms. Bettimae Richman • Mr. Frederick Richter

Ms. Diane Robinson • Debora and Rick Rodgers

Ms. Betts Rogers • Mrs. Bonnie Ronning

Mrs. Joellyn Rustad • Ms. Linda Saetre

Ms. Linda Sallee • Mr. Mark Sateren

Constance and Bernard Saunders

Mr. and Mrs. Mike Schultz

Ms. Joan E. Schwartz • Ms. Connie D. Scott

Katie and Ken Searl

Mr. Kent Severson and Mrs. Sally Wagner

Ms. Michelle Silverman • Ms. Susan Solomon

Mr. and Mrs. Brad Stapleton

Ms. Catherine Stepanek • Ms Tam Strand

Ms. Jennifer Swift • Sharon A. Tauber

Ms. Katherine Tekiela • Ms. Vicki Thompson

Ms. Hillary Toren • Mrs. Marietta Turner

Ms. Mary Twinem • Mrs. Patricia M. Vaurio

Ms. Pamela Villars • Ms. Dawn Vittur-Berglund

Julie and Frank Vogl • Ms. Louise Wahl

Ms. Kyla Wahlstrom • Mrs. Rhonda Whiteford

Ms. Marilyn Wick • Patricia Williams

Michael and Lynda Wilson

Mr. and Mrs. James Wolff

Membership Benefits

\$60 Basic Household Membership (\$55 for Seniors – age 62+)

- 10 percent discount on classes for all household members
- Invitations to special exhibit openings and events
- Eligibility to enter Members’ Show and exhibits at Ridgedale Center
- Higher commissions on sales of member exhibited art
- \$10 discount on membership at the Walker Art Center
- Discount on workshops at the Madeline Island School of the Arts

\$100 Friend Membership

- All the benefits listed above, plus coupon for free coffee and baked good in the Café

\$250 Sponsor Membership

- All the benefits listed above, plus coupon for a free lunch for two in the Café

\$1000 Patron Membership

- All the benefits listed at left, plus free use of the Henrietta Murphy Room once a year
- Acknowledgement on our Patron’s Plaque

All gifts of \$150 a year or more are acknowledged in the quarterly newsletter and the annual report. All donors of a cumulative total of \$1,000 or more during the year are honored on the Patron’s Plaque in the main lobby.

Walker Art Center members receive a \$5 discount off a Minnetonka Center for the Arts membership. MCFTA members receive a \$10 discount off a Walker Art Center membership.

To join, renew or purchase your membership, call 952.473.7361, x. 160 or go to minnetonkaARTS.org and select MEMBERSHIPS.

Donate to support the arts

You may support the Minnetonka Center for the Arts anytime, anywhere. Go to minnetonkaARTS.org and select MEMBERSHIPS or DONATIONS. For tax reporting convenience, go to LOGIN and select *new user registration* to complete a brief profile and set login information. Then you may login anytime to review or print your giving history.

ARTIST SPOTLIGHT **Alan Shefland**



Artist-Instructor Alan Shefland

Artist-Instructor Alan Shefland’s road to the Minnetonka Center for the Arts has been filled with a number of unanticipated twists and turns. A native New Yorker, Shefland grew up in Queens and navigated his way through the hospitality industry, insurance investigation, film and television editing and finally to Minnesota and photography.

He spent much of his professional life in Los Angeles after a sudden decision to travel cross-country with a friend. After a few years in the insurance industry he spoke with a family friend who mentioned working in commercial editing houses. It was an interesting transition because “photography was always there for me,” and “I was the designated family photographer.” The switch to visual art seemed to come fairly easy.

He eventually received a post-production degree and went on to work in film and high-profile television programs. On film editing and the creative process, “You have things that drive you, that you want to do, but at times it’s like if someone was hovering over Monet and said, there’s too much yellow - you’ve got to get rid of it.” Balancing the expectation of directors and producers with his own creative goals was always a delicate task.

He met his wife, a Minnesotan native, while working on *Quantum Leap* in 1989. She was also an editor, and they spent nearly 20 years in LA working on their independent careers. At some point in the early 2000s they decided to move to Minnesota to be closer to her parents. They also realized “we can get out of [Los Angeles] alive!”

Throughout his editing career, he continued to hone his photography skills, often bringing his photos to work for feedback “and it was for the most part always positive.” Upon moving to Minnesota he decided to make photography a bigger part of his life.

After discovering MCFTA through his wife, he spoke with several of the photography instructors and began to take classes. At the time the offerings were fairly limited - mostly portrait and advanced photography. As the program grew, “I found a passion and home for something that made me comfortable.”

Shefland is an eclectic photographer - working with abstract, landscape and portrait photography. “Whatever catches my attention, makes me think, oh that could be cool!” He does admit that abstract photography is his


favorite, “People will say that that’s a tree, but I say no, it’s going to be something different when I shoot that. It’s like everything in storytelling – no matter what style, it should have something to say.”

Teaching at MCFTA has been a phenomenal experience for him. “It’s exciting getting people into a hobby or even a career,” also admitting that you as a teacher learn more as you go. About teaching onsite he says, “It’s also one of the most beautiful buildings [...] it’s mind-blowing. It’s a place full of different disciplines.” “As photographers we are able to use the building as a subject. I couldn’t think of a better mix of people and place.”

This winter he will be teaching three classes: *Beginning Digital Photography*, *Advanced Beginner Digital Photography* and *Lightroom Fundamentals*. He will also teach two workshops: *Photo Field Trip: Winter Wonderland* and *Balancing Whites in Lightroom*.



Flowers #9, photo by Alan Shefland














Looking Out From Within, photo by Alan Shefland


















Triptych Cancun, photo by Alan Shefland

Winter 2018 Class Schedule

Ceramics	WINTER	CLASS TITLE	PAGE	ARTIST-INSTRUCTOR	MON	TUE	WED	THU	FRI	SAT
9:30 AM - 12:30 PM	C90318	Beginning and Continuing with Clay	8	Bowman	•					
9:30 AM - 12:30 PM	C90518	Pottery in the Making	8	Persell		•				
6:00 PM - 9:00 PM	C90018	Beginning/Intermediate Pottery	8	Persell		•				
9:30 AM - 12:30 PM	C94118	Ceramic Sculpture	8	Catt			•			
1:00 PM - 4:00 PM	C94418	Ceramic Sculpture	8	Catt			•			
9:30 AM - 12:30 PM	C90618	Pottery in the Making	8	Persell				•		
2:30 PM - 5:00 PM	C91018	Truly Beginner Ceramics 	8	Miller				•		
6:00 PM - 9:00 PM	C97618	Clay: Form and Surface	8	Miller				•		
9:30 AM - 12:30 PM	C911W18	Fearless Glazing 	8	Riley					•	
12:30 PM - 3:30 PM	C91818	Stoneware and Porcelain	8	Persell/Bowman						•
Drawing	WINTER	CLASS TITLE	PAGE	ARTIST-INSTRUCTOR	MON	TUE	WED	THU	FRI	SAT
9:00 AM - 12:00 PM	C42218	Drawing Basics: A Friendly Introduction [CORE]	9	Nelson	•					
1:00 PM - 4:00 PM	C47218	Colored Pencil Studio 	9	Lauber-Westover	•					
1:00 PM - 4:00 PM	C40118	Pen and Ink (4-week session)	9	Garder		•				
1:00 PM - 4:00 PM	C40218	Pen and Ink (4-week session)	9	Garder		•				
6:30 PM - 8:30 PM	C45518	Figure/Life Drawing	9	Stommes		•				
9:00 AM - 12:00 PM	C44518	Sketchbook Art 	9	Nelson				•		
6:00 PM - 9:00 PM	C40718	Intro to Illustration 	9	Reynolds				•		
Fiber Arts	WINTER	CLASS TITLE	PAGE	ARTIST-INSTRUCTOR	MON	TUE	WED	THU	FRI	SAT
9:30 AM - 12:30 PM	C73018	Beginning Weaving	9	Bestler	•					
9:30 AM - 12:30 PM	C74618	Embroidered Boxes 	9	Lausen	•					
9:30 AM - 12:30 PM	C70018	Intermediate Weaving	9	Bestler		•				
9:30 AM - 12:30 PM	C70418	Wednesday Weaving	9	Bestler			•			
1:00 PM - 4:00 PM	C71218	Folk Art Rug Hooking	10	Lausen			•			
9:30 AM - 12:30 PM	C72018	Saturday Beginning Weaving 	10	Bestler						•
Glass	WINTER	CLASS TITLE	PAGE	ARTIST-INSTRUCTOR	MON	TUE	WED	THU	FRI	SAT
1:30 PM - 5:00 PM	C98118	Dazzling Fused Glass	10	Graham				•		
Jewelry	WINTER	CLASS TITLE	PAGE	ARTIST-INSTRUCTOR	MON	TUE	WED	THU	FRI	SAT
9:30 AM - 12:00 PM	C85718	Intermediate Jewelry Design	10	Saathoff	•					
12:30 PM - 3:00 PM	C83218	Beginning Silversmithing and Jewelry Design	10	Saathoff	•					
Lecture	WINTER	CLASS TITLE	PAGE	ARTIST-INSTRUCTOR	MON	TUE	WED	THU	FRI	SAT
12:30 PM - 3:30 PM	C347L18	Preparing and Presenting Art for Exhibition	10	Bowman					1/6	
12:00 PM - 1:30 PM	C333L18	MCFTA Arts Book Club: February 2018	10	Paulsen/Miller					2/9	
Painting (Acrylics, Oils, Pastel, Mixed Media)	WINTER	CLASS TITLE	PAGE	ARTIST-INSTRUCTOR	MON	TUE	WED	THU	FRI	SAT
9:30 AM - 12:30 PM	C40618	Contemporary Abstract Painting	11	Richman	•					
1:00 PM - 4:00 PM	C43718	Oil vs. Acrylic Exploration	11	Stommes	•					
9:30 AM - 12:30 PM	C41418	Intermediate/Advanced Painting Studio	11	Odland		•				
9:30 AM - 12:30 PM	C47518	Pastel Landscape	11	Kath		•				
1:00 PM - 4:00 PM	C41518	Beginning/Intermediate Painting Studio	11	Odland		•				
1:00 PM - 4:00 PM	C42818	Painting Color and Light 	11	Coppin		•				
6:30 PM - 9:30 PM	C41618	All Levels Painting Studio	11	Odland		•				
9:00 AM - 12:00 PM	C46318	Portrait Painting in Oils	11	Stommes			•			
9:30 AM - 12:30 PM	C48118	Landscape/Nature Painting in Oil or Acrylic	11	Combs				•		
1:00 PM - 4:00 PM	C41018	Draw and Paint from Photos	11	Thompson				•		
6:30 PM - 8:30 PM	C41318	Continuing in Oils 	11	Thompson				•		
9:30 AM - 12:30 PM	C49718	Contemporary Abstract Painting	11	Richman					•	
1:30 PM - 4:00 PM	C40918	Intro to Acrylics [CORE CLASS]	11	Garder						•
1:30 PM - 4:00 PM	C46818	Acrylic Exploration	12	Garder						•
Painting (Watercolors)	WINTER	CLASS TITLE	PAGE	ARTIST-INSTRUCTOR	MON	TUE	WED	THU	FRI	SAT
1:00 PM - 4:00 PM	C48918	Illustrative Maps	12	Reynolds	•					
9:30 AM - 12:30 PM	C42518	Watercolor I: Working from Photos	12	Hutchinson			•			
1:00 PM - 4:00 PM	C43318	Advanced Beginner Watercolor Techniques	12	Hutchinson			•			
1:00 PM - 4:00 PM	C45418	Nature and Food Illustration 	12	Reynolds			•			
9:30 AM - 12:30 PM	C42418	Continuing Watercolor III	12	Hearding				•		
1:00 PM - 4:00 PM	C42618	Continuing Watercolor II	12	Hearding				•		
6:00 PM - 9:00 PM	C423W18	Evening Watercolor: Focus on Trees 	12	Hutchinson				•		
Photography	WINTER	CLASS TITLE	PAGE	ARTIST-INSTRUCTOR	MON	TUE	WED	THU	FRI	SAT
9:30 AM - 12:30 PM	C61418	Photography: Composition and Design	13	Groton	•					
1:00 PM - 4:00 PM	C67618	Creative iPhone Photography	13	Mueller	•					
9:00 AM - 12:00 PM	C61518	Intermediate Digital Photography	13	Beihl		•				
1:00 PM - 4:00 PM	C66418	Advanced Beginner Digital Photography	13	Shefland		•				
6:00 PM - 9:00 PM	C66318	Beginning Digital Photography	13	Coats		•				
9:30 AM - 12:30 PM	C61018	Making Photographs	13	Beihl			•			
1:00 PM - 4:00 PM	C61118	Abstract Digital Photography	13	Beihl			•			
9:30 AM - 12:30 PM	C67418	Lightroom Fundamentals	13	Shefland				•		
1:00 PM - 4:00 PM	C66218	Beginning Digital Photography	13	Shefland				•		

Winter 2018 Class Schedule

Printmaking	WINTER	CLASS TITLE	PAGE	ARTIST-INSTRUCTOR	MON	TUE	WED	THU	FRI	SAT
9:30 AM - 12:30 PM	C64918	Botanical Etching 	14	Kleinert					•	
9:00 AM - 12:00 PM	C64518	Introduction to Printmaking 	14	Dahl						•
Sculpture	WINTER	CLASS TITLE	PAGE	ARTIST-INSTRUCTOR	MON	TUE	WED	THU	FRI	SAT
1:00 PM - 4:00 PM	C86918	Found Art - Cold Connections	14	Nelson/Snyder		•				
6:00 PM - 9:00 PM	C82718	Tuesday Evening Stone	14	Picos		•				
12:30 PM - 3:30 PM	C82918	Stone Carving Beginning/Intermediate	14	Lyman			•			
9:30 AM - 12:30 PM	C83018	Stone Carving Beginning/Intermediate	14	Lyman						•
Workshops for Adults	WINTER	CLASS TITLE	PAGE	ARTIST-INSTRUCTOR	MON	TUE	WED	THU	FRI	SAT
9:00 AM - 3:30 PM	C491W18	Masking and Pouring in Watercolor 	15	Hearding					1/5, 1/12	
9:30 AM - 4:00 PM	C408W18	Creating and Keeping Values 	15	Grevich						1/6
9:00 AM - 12:00 PM	C469W18	Feature Focus: Eyes	15	Stommess						1/6
9:30 AM - 4:00 PM	C494W18	Step by Step: Landscape in Oil	15	Combs						1/6
9:30 AM - 4:00 PM	C488W18	Flowers and French	15	Coppin						1/13
9:30 AM - 12:30 PM	C718W18	Weaving Bands And Belts 	15	Bestler				1/18, 1/25		
9:30 AM - 4:00 PM	C392W18	Finish It! 	15	Thompson					1/19	
9:30 AM - 4:00 PM	C774W18	Joy of Felting: Nuno Winter Scarf	15	Granbeck					1/19	
9:30 AM - 12:30 PM	C636W18	Photo Field Trip: Winter Wonderland 	15	Shefland					1/19, 1/26	
9:30 AM - 3:30 PM	C417W18	Watercolor Farm Animals 	15	Kandiko						1/20
9:30 AM - 3:30 PM	C443W18	Watercolor Cards: Landscapes 	15	Kandiko					1/26	
9:00 AM - 12:00 PM	C490W18	Feature Focus: Noses	15	Stommess						1/27
9:30 AM - 3:30 PM	C446W18	Watercolor Cards: Florals 	15	Kandiko						1/27
9:30 AM - 12:30 PM	C753W18	Bead Weaving on a Loom 	15	Bestler				2/1, 2/8		
9:30 AM - 3:30 PM	C483W18	Horsing Around: Portraits 	16	Thompson					2/2	
9:00 AM - 12:30 PM	C969W18	Glass Mosaics	16	Vogl						2/3, 2/10
9:30 AM - 4:00 PM	C462W18	Painting Like Monet	16	Coppin						2/3
9:30 AM - 4:00 PM	C637W18	Balancing Whites in Lightroom 	16	Shefland					2/9	
9:30 AM - 3:30 PM	C476W18	Introduction to Pastels 	16	Kath					2/9	2/10
9:30 AM - 5:00 PM	C775W18	Joy of Felting: Awesome Tote	16	Granbeck				2/15		
9:30 AM - 3:30 PM	C479W18	Horsing Around: Form 	16	Thompson					2/16	
1:00 PM - 4:00 PM	C987W18	Fused Glass Jewelry	16	Petron						2/17
9:00 AM - 3:30 PM	C452W18	Winter Landscape in Watercolor	16	Hearding					2/23	2/24
Sampler Saturday	WINTER	CLASS TITLE	PAGE	ARTIST-INSTRUCTOR	MON	TUE	WED	THU	FRI	SAT
10:00 AM - 12:00 PM	CS90AM18	Sampler Saturday: Ceramics	14	Art Center Faculty						2/17
10:00 AM - 12:00 PM	CS40AM18	Sampler Saturday: Drawing	14	Art Center Faculty						2/17
1:30 PM - 3:30 PM	CS45PM18	Sampler Saturday: Painting	14	Art Center Faculty						2/17
1:30 PM - 3:30 PM	CS10PM18	Sampler Saturday: Kids Art Exploration (Ages 6 - 12)	14	Art Center Faculty						2/17
Workshops for Families	WINTER	CLASS TITLE	PAGE	ARTIST-INSTRUCTOR	MON	TUE	WED	THU	FRI	SAT
10:00 AM - 12:00 PM	C071W18	Ceramic Abominable Snowman (Ages 5 to adult)	16	Catt						1/20
Multigenerational	WINTER	CLASS TITLE	PAGE	ARTIST-INSTRUCTOR	MON	TUE	WED	THU	FRI	SAT
1:00 PM - 3:30 PM	C054W18	Gorgeous Glass Valentine (Ages 10 to adult)	16	Petron						1/27
1:30 PM - 3:30 PM	C037W18	Fleece Scarves and Hats (Ages 6 to adult)	16	Stice						2/10
Children and Teens	WINTER	CLASS TITLE	PAGE	ARTIST-INSTRUCTOR	MON	TUE	WED	THU	FRI	SAT
9:30 AM - 11:00 AM	C47318	Youth Drawing Studio (Ages 6 - 10)	17	Odland						•
11:00 AM - 1:00 PM	C47718	Tween Drawing Studio (Ages 11 - 16)	17	Odland						•
9:30 AM - 11:30 AM	C198W18	Winter Paint Adventure (Ages 5 - 7)	17	Gernbacher						1/13
1:30 PM - 3:30 PM	C245W18	Awesome Accessories (Ages 8 - 12)	17	Frey						1/20
9:30 AM - 4:00 PM	C24818	iPhone Photography for High School Students (Ages 10th - 12th grade)	17	Mueller						1/20, 1/27
9:30 AM - 11:30 AM	C137W18	Clay Bobble-Heads (Ages 7 - 15)	17	Chamberland						1/27, 2/10
1:30 PM - 3:30 PM	C192W18	Draw Fantastic Creatures (Ages 7 - 12)	17	Frey						1/27
1:30 PM - 3:30 PM	C194W18	Painted Collage Basics (Ages 7 - 12)	17	Frey						2/3
9:30 AM - 11:30 AM	C197W18	American Art Café (Ages 7 - 12)	17	Gernbacher						2/17, 2/24
9:00 AM - 12:00 PM	C247W18	Photography Fun (Ages 13 - 15)	17	Shefland						2/24

See page 18 for Artist-Instructor bios

CERAMICS

BEGINNING AND CONTINUING WITH CLAY
Robert Bowman
Skill level: ALL

This course combines basic throwing and handbuilding techniques for beginners with more advanced techniques and individualized instruction for continuing students. Demonstrations and discussions will complement the hands-on experiences, and we'll explore a variety of firing methods for finishing our work.

Enrollment limited to 18; ages 16 and up

C90318 Mondays, January 8 - February 19
(6 sessions) 9:30 a.m. - 12:30 p.m.
No class on February 5
\$211 Members / \$234 Non-members

POTTERY IN THE MAKING
Lee Persell
Skill level: ALL

This class is for beginners and advanced potters alike. Beginners will be introduced to the potter's wheel as well as handbuilding. Experienced students will work with the instructor to develop their own projects. High-fire, raku and soda firing will be explored.

Enrollment limited to 18; ages 15 and up

C90518 Tuesdays, January 2 - February 20
(8 sessions) 9:30 a.m. - 12:30 p.m.
\$281 Members / \$312 Non-members

C90618 Thursdays, January 4 - February 22
(8 sessions) 9:30 a.m. - 12:30 p.m.
\$281 Members / \$312 Non-members

BEGINNING/INTERMEDIATE POTTERY
Lee Persell
Skill level: ALL

Beginners receive an introduction to basic throwing techniques and forms, while intermediate students expand their technical abilities and their understanding of ceramic form through demos, discussions and critiques. High-fire, raku and soda firing will be explored.

Enrollment limited to 18; ages 15 and up

C90018 Tuesdays, January 2 - February 20
(8 sessions) 6 - 9 p.m.
\$281 Members / \$312 Non-members

CERAMIC SCULPTURE
Krissy Catt
Skill level: ALL

In this off-the-wheel class, students create a wide variety of projects ranging from figurative work (animals and human) to realistic or abstract forms, to clay totems, and more. You will learn proper interior structure for a sculpture made of clay and have fun with surface design and textures. Come with an idea for a project you want to create, and together we will work to complete it. All levels welcome. Clay and firing fees are additional.

Enrollment limited to 10; ages 16 and up

C94118 Wednesdays, January 10 - February 21
(7 sessions) 9:30 a.m. - 12:30 p.m.
\$246 Members / \$273 Non-members

C94418 Wednesdays, January 10 - February 21
(7 sessions) 1 - 4 p.m.
\$246 Members / \$273 Non-members

TRULY BEGINNER CERAMICS
Ernest Miller
Skill level: B



For students with little to no clay experience, this class will make you feel comfortable and confident in the ceramic studio. You will learn basic ceramic terms, how to wedge clay, basic throwing and handbuilding techniques and how to glaze your pots. Lots of fun. No pressure. Included in the price are one 25-pound bag of buff clay and \$15 in firing fees. Additional clay and firing fees are available for purchase.

Enrollment limited to 14; ages 15 and up

C91018 Thursdays, January 4 - February 15
(7 sessions) 2:30 - 5 p.m.
\$234 Members / \$257 Non-members

CLAY: FORM AND SURFACE
Ernest Miller
Skill level: ALL

Make your Thursday evenings fun and creative in this relaxed potter's wheel class. Instructor demonstrations will show you how to create cups, bowls, plates, vases, lidded jars and teapots. Individual attention will help you develop your skills. Some projects include hand construction and altering techniques. This class is designed for students with some experience and ambitious beginners. All tableware is finished in a high-fire kiln for food-safe use at home.

Enrollment limited to 16; ages 14 and up

C97618 Thursdays, January 4 - February 15
(7 sessions) 6 - 9 p.m.
\$246 Members / \$273 Non-members

STONEWARE AND PORCELAIN
Lee Persell, Robert Bowman
Skill level: ALL

Beginners learn the basics of working with stoneware or porcelain on the potter's wheel while intermediate and advanced students expand their skills. Handbuilding projects will be presented. Class includes demos, critiques and an opportunity to try soda- and raku-firing techniques.

Enrollment limited to 18; ages 16 and up

C91818 Saturdays, January 6 - February 24
(7 sessions) 12:30 - 3:30 p.m.
No class on February 3
\$246 Members / \$273 Non-members

FEARLESS GLAZING
Colleen Riley
Skill level: I, AD



Gain confidence in your glazing and explore a range of techniques including slipwork, building layers, wax resist, stencils and trailing. This focused mini course is designed for intermediate to advanced students already in a ceramics class. Bring 5-8 simple cup forms or tiles (leather hard and/or bisque) to each of three sessions, where you'll gather information, experiment and analyze results. Be prepared for happy surprises, epic failures and fantastic learning from both. \$20 in firing fees are included.

Enrollment limited to 18; ages 16 and up

C911W18 Fridays, February 2 - 16
(3 sessions) 9:30 a.m. - 12:30 p.m.
\$147 Members / \$161 Non-members



The work of Artist-Instructor Lee Persell

Attention new ceramics students:

Bring a towel and wear clothes that can get muddy. Clay and tools are available for purchase at the Art Center. During your first class, your instructor will show you what you need. These materials are not included in the class price unless stated. Firing fees are extra and purchased when needed based on the size of your finished piece(s).

SAMPLER SATURDAY: CERAMIC
Art Center Faculty
Skill level: ALL

See if a ceramics class is right for you. Try throwing and/or handbuilding in this two-hour introduction to ceramics. You'll see demos and try your hand at working with clay in this fun ceramic sampler. All materials included.

Enrollment limited to 12; ages 16 and up

CS90AM18 Saturday, February 17
(1 session) 10 a.m. Noon
\$23 Members / \$25 Non-members



DRAWING

**DRAWING BASICS:
A FRIENDLY INTRODUCTION
[CORE CLASS]**
Holly Nelson
Skill level: B, AB

Many people incorrectly think they’re not creative or can’t draw, when in reality they simply have not been taught the fundamental steps. In this beginning class, you will be introduced to basic drawing techniques and materials that will help build skills and increase confidence. We recommend this foundational class for students of all art forms and media to enhance their work. This class is also a good review for students who haven’t drawn for a while. Request a materials list from the Registrar.

Enrollment limited to 12; ages 16 and up

C42218 Mondays, January 8 - February 19
 (7 sessions) 9 a.m. - Noon
 \$204 Members / \$227 Non-members

COLORED PENCIL STUDIO
Bonnie Lauber Westover
Skill level: ALL

Explore drawing techniques that lead to deep, luminous color. In this studio style class, you will learn to build up color and create brilliant effects with colored pencils. Create a still life with bold hues and a sense of atmosphere or work on a project based on photographic references. Instructor feedback will help you complete your drawing as you envision it. Open to all skill levels, but previous drawing experience is helpful. Request a materials list from the Registrar.

Enrollment limited to 12; ages 16 and up

C47218 Mondays, January 8 - 29
 (4 sessions) 1 - 4 p.m.
 \$117 Members / \$130 Non-members

PEN AND INK
Doug Garder
Skill level: ALL

Do you appreciate fine line work, such as Albrecht Dürer’s engravings or Rembrandt’s etchings? Explore the nuances of drawing with a variety of steel pen nibs on white paper to create graphically concise images using stippling and cross hatching to build tonal variations. Perhaps add a light wash of watercolor at the end to perk it up. Many demonstrations. Bring photos to work from, a Speedball pen and ink set with a variety of nibs, black India waterproof ink, white drawing paper and plenty of patience.

Enrollment limited to 12; ages 16 and up

C40118 Tuesdays, January 2 - 23
 (4 sessions) 1 - 4 p.m.
 \$117 Members / \$130 Non-members

C40218 Tuesdays, January 30 - February 20
 (4 sessions) 1 - 4 p.m.
 \$117 Members / \$130 Non-members

FIGURE/LIFE DRAWING
Audrey Stommes
Skill level: ALL

Learn to draw the nude human figure from observation in this multi-level class that is transferable to other mediums. Beginners will learn how to draw the human structure, gestures and how to use line weight and shading to develop form. Intermediate students will be shown ways to advance their skills based on their individual needs and interests. There will be fast gesture drawings, short studies, and prolonged poses along with demos and exercises. Bring hard compressed charcoal and a pad of 18 x 24-inch newsprint paper to the first class. Model fee included.

Enrollment limited to 12; ages 18 and up

C45518 Tuesdays, January 2 - February 20
 (7 sessions) 6:30 - 8:30 p.m.
 No class on January 16
 \$196 Members / \$211 Non-members

SKETCHBOOK ART
Holly Nelson
Skill level: AB, I, AD

Learn a wide variety of drawing techniques for exploring ideas and recording your surroundings in a sketchbook. You may experiment with different mediums such as drawing, painting, photos, collage, and note-taking/writing. The instructor will provide examples from her own collection and teach a simple method for making your own sketchbook. You’ll build confidence and be inspired to develop a habit of routinely making art. Bring any size sketchbook and an assortment of art materials to first class.

Enrollment limited to 12; ages 16 and up

C44518 Thursdays, February 1 - 22
 (4 sessions) 9 a.m. - Noon
 \$117 Members / \$130 Non-members

INTRO TO ILLUSTRATION
William Reynolds
Skill level: ALL

Learn to bring ideas to life through art. In this class, you will learn about the art of illustration from posters and magazine covers to advertising and graphic design. You will be challenged to express, clarify and illuminate text and ideas as you explore design and illustration concepts. Request a materials list from the Registrar. Drawing experience is highly recommended.

Enrollment limited to 12; ages 16 and up

C40718 Thursdays, January 4 - February 22
 (8 sessions) 6 - 9 p.m.
 \$234 Members / \$260 Non-members

> **See also Feature Focus: Eyes & Noses in Workshops for Adults on page 15**

SAMPLER SATURDAY: DRAWING
Art Center Faculty
Skill level: ALL

Everyone can learn to draw! Here’s your chance to explore drawing techniques and learn fundamentals in an enjoyable two-hour event. Overcome inhibitions with creative exercises to fill the paper, increase skill and build confidence for a more in-depth drawing class. All materials included.

Enrollment limited to 12; ages 16 and up

CS40AM18 Saturday, February 17
 (1 session) 10 a.m. - Noon
 \$23 Members / \$25 Non-members



FIBER ARTS

BEGINNING WEAVING
Traudi Bestler
Skill level: B, AB

This class introduces the pleasures of hand weaving. Using Art Center looms, you will learn all about setting up and weaving a small project. New weavers may make scarves, table linens, bags or other interesting objects. Both beginners and those wanting to refresh their weaving skills are welcome in this group. An additional \$14 materials fee plus tax will be collected from first time students.

Enrollment limited to 7; ages 16 and up

C73018 Mondays, January 8 - February 12
 (6 sessions) 9:30 a.m. - 12:30 p.m.
 \$176 Members / \$195 Non-members

EMBROIDERED BOXES
Laurie Lausen
Skill level: ALL

Sometimes called thread painting, punch needle embroidery is an age old fiber art once used to elaborately decorate ecclesiastical clothing. In this class, you will learn the techniques and create an ornamental box using your own design or a provided template. Your box will ready for Valentine’s Day. Request a materials list from the Registrar. Some materials provided.

Enrollment limited to 12; ages 16 and up

C74618 Mondays, January 22 - February 12
 (4 sessions) 9:30 a.m. - 12:30 p.m.
 \$137 Members / \$150 Non-members

INTERMEDIATE WEAVING
Traudi Bestler
Skill level: I

In this class, students continue their exploration of weave structures. The projects and lessons are more challenging and will lead the weaver further down the path of learning. You will become more confident in setting up your loom and making the ideas in your imagination become real. You’ll receive help with your projects and experience weaving on a variety of looms.

Enrollment limited to 10; ages 16 and up

C70018 Tuesdays, January 2 - February 20
 (8 sessions) 9:30 a.m. - 12:30 p.m.
 \$234 Members / \$260 Non-members

WEDNESDAY WEAVING
Traudi Bestler
Skill level: AD

For people who can warp looms and read drafts independently. This class studies more complex weave structures and often spends one portion studying a new weave structure, followed by individual exploration into a project of choice. Designing using a computer program is also covered.

Enrollment limited to 8; ages 16 and up

C70418 Wednesdays, January 3 - February 21
 (8 sessions) 9:30 a.m. - 12:30 p.m.
 \$234 Members / \$260 Non-members

FOLK ART RUG HOOKING
Laurie Lausen
Skill level: ALL

Discover the age-old craft of creating whimsical rugs using fabric strips and a simple hook. You will learn the basics of rug hooking: design techniques including transfer methods, color planning and wool preparation, a variety of finishing techniques, and the rich traditions behind this folkart. Beginning students will work on creating a small mat using one of a variety of kit choices which may be purchased at the first class. Experienced students will work on their own designs and may bring a project in process. Request a materials list from the Registrar. Beginners' kit is an additional \$25 plus tax.

Enrollment limited to 12; ages 16 and up

C71218 Wednesdays, January 3 - February 21
 (8 sessions) 1 - 4 p.m.
 \$234 Members / \$260 Non-members



Folk Art rug hooking by Artist-Instructor Laurie Lausen

➤ **See also *Weaving Bands and Belts* and *Bead Weaving on A Loom* in *Workshops for Adults* on page 15 & *Fleece Scarves and Hats* in *Multigenerational Workshops* on page 16**

GLASS

DAZZLING FUSED GLASS
Karen Graham
Skill level: ALL

Have fun making one-of-a-kind glass plates, trays, bowls and ornaments for the kitchen, yard or window. Learn how to create dazzling patterns by blending different sizes of glass frits, layering opaque and transparent glass, adding stringers and more. Create a set of three 6 x 6-inch dishes or sculptures. Once your piece is fused together, it will be fired again in a mold to shape it. Some materials provided. Additional materials discussed at first class. Safety emphasized. Close-toed shoes required.

Enrollment limited to 12; ages 16 and up

C98118 Thursdays, January 11 - February 8
 (5 sessions) 1:30 - 5 p.m.
 \$254 Members / \$277 Non-members

SATURDAY BEGINNING WEAVING
Traudi Bestler
Skill level: ALL



Learn the basics and discover the joy of weaving. You will learn how to set up a loom and weave a small project, such as a scarf or table runner. This class uses table looms, which are set up like floor looms but use hand levers instead of pedals. All the learning is transferable to floor looms but many of today's weavers prefer the space saving advantages of a table loom. Materials included.

Enrollment limited to 7; ages 16 and up

C72018 Saturdays, January 6 - February 24
 (7 sessions) 9:30 a.m. - 12:30 p.m.
 No class on February 17
 \$218 Members / \$241 Non-members

JEWELRY

INTERMEDIATE JEWELRY DESIGN
Danny Saathoff
Skill level: I, AD

Expand on the skills learned in *Beginning Silversmithing and Jewelry Design* through further exploration of familiar skills and the introduction of more advanced techniques. This class will be loosely structured to allow more time to create new pieces, practice, and hone your techniques. **Prerequisite:** a beginning MCFTA silver jewelry class or instructor permission. Some materials provided. Project materials purchased by student.

Enrollment limited to 10; ages 16 and up

C85718 Mondays, January 8 - February 19
 (7 sessions) 9:30 a.m. - Noon
 \$239 Members / \$262 Non-members

BEGINNING SILVERSMITHING AND JEWELRY DESIGN
Danny Saathoff
Skill level: B, AB

Learn to work with silver and other metals to create fine jewelry and explore metal fabrications, soldering, stone setting, cold connections and many more techniques. You will be guided through basic techniques and can expect to complete at least one project by the end of the course. We will also discuss the essential equipment to continue work outside of the classroom. Bring a sketchbook. Most materials provided.

Enrollment limited to 10; ages 16 and up

C83218 Mondays, January 8 - February 19
 (7 sessions) 12:30 - 3 p.m.
 \$259 Members / \$282 Non-members

LECTURE

MCFTA ARTS BOOK CLUB: FEBRUARY 2018
Curt Paulsen, Mara Miller
Skill level: ALL

Come explore creativity and artistic ideas through open discussion around books chosen to pique the interest and inspire. There is no cost for participating, but space is limited, so please RSVP with our Registrars to save your spot. Plan on arriving early if you want lunch at the Art Center Café before the discussion starts.

February Book: *Color: A Natural History of the Palette* by Victoria Finlay. Did you know that Cleopatra used saffron, the source of the color yellow, for seduction? Or that the blue ultramarine paint used by Michelangelo was mined in Afghanistan and so expensive he couldn't afford to buy it himself? This book, recommended by MCFTA artist-instructors and described as both fun and fascinating, is full of stories and adventures inspired by the human quest for color.

Enrollment limited to 30; ages 16 and up

C333L18 Friday, February 9
 (1 session) Noon - 1:30 p.m.
 Free

PREPARING AND PRESENTING ART FOR EXHIBITION
Robert Bowman
Skill level: ALL

You've finished your masterpiece! What's next? Join Bob Bowman, MCFTA's Exhibits Director to discuss showing your artwork and preparing your artwork for display. We'll discuss both the visual and functional aspects of framing and matting selection for two dimensional work and base design for sculpture. We'll discuss the differences between a domestic presentation and a gallery or other public presentation of artwork. We'll also spend some time discussing the process of assembling a portfolio of your work and applying for exhibit or sale opportunities.

Enrollment limited to 25; ages 16 and up

C347L18 Saturday, January 6
 (1 session) 12:30 - 3:30 p.m.
 \$29 Members / \$32 Non-members

PAINTING (Acrylics, Oils, Pastels and Mixed-Media)

CONTEMPORARY
ABSTRACT PAINTING
Ellen Richman
Skill level: ALL

This course presents contemporary abstract painting in acrylic or oil with an emphasis on formal aspects: color, composition and value. You will expand your knowledge of medium and techniques, while developing your personal style. Students work at their own pace on a series of abstract paintings. New students, please request a materials list from the Registrar.

Enrollment limited to 15; ages 16 and up

C49718 Fridays, January 5 - February 23
(8 sessions) 9:30 a.m. - 12:30 p.m.
\$234 Members / \$260 Non-members

C40618 Mondays, January 8 - February 19
(7 sessions) 9:30 a.m. - 12:30 p.m.
\$204 Members / \$227 Non-members

OIL VS. ACRYLIC
EXPLORATION
Audrey Stommes
Skill level: ALL

Curious about the differences between working in acrylic versus oil paint? Try this four week class that lets you explore both mediums with materials included. You will work on two pieces, one in each medium, and learn first-hand about the pros and cons of both. A great opportunity for new students who want to try painting before investing in paints.

Enrollment limited to 14; ages 16 and up

C43718 Mondays, January 29 - February 19
(4 sessions) 1 - 4 p.m.
\$142 Members / \$155 Non-members

INTERMEDIATE/ADVANCED
PAINTING STUDIO
Dorothy Odland
Skill level: I, AD

Understand more about the process of making art and developing personal style using oil, acrylic or watercolor. Work at your own pace with individual instruction in this open studio format class. Bring paints, brushes and painting surface to the first class.

Enrollment limited to 17; ages 16 and up

C41418 Tuesdays, January 2 - February 20
(8 sessions) 9:30 a.m. - 12:30 p.m.
\$234 Members / \$260 Non-members

PASTEL LANDSCAPE
Cynthia Kath
Skill level: AB, I, AD

The focus of this class is to understand pastels and help you find, trust and enrich your own artistic voice through this wonderful medium. Study the techniques of master artists to learn how value, composition, style and color turn into great works of art. Discover the luminosity of this pure pigment and capture the spirit of pastels. Request a materials list from the Registrar.

Enrollment limited to 11; ages 16 and up

C47518 Tuesdays, January 2 - February 20
(8 sessions) 9:30 a.m. - 12:30 p.m.
\$234 Members / \$260 Non-members

BEGINNING/INTERMEDIATE
PAINTING STUDIO
Dorothy Odland
Skill level: B, AB, I

Learn the basics or brush up on rusty skills. Work in oil, acrylic or watercolor to explore color and personal style. Work at your own pace with individual instruction in this open studio format class. Bring paints, brushes and painting surface to the first class.

Enrollment limited to 16; ages 16 and up

C41518 Tuesdays, January 2 - February 20
(8 sessions) 1 - 4 p.m.
\$234 Members / \$260 Non-members

PAINTING COLOR
AND LIGHT
Michèle Coppin
Skill level: ALL



Explore the magic of color and light and learn to mix and apply colors to create harmonic compositions. While this is not a color theory class, it will be a great introduction to concepts surrounding hue, value, intensity and temperature. Demonstrations of different color concepts will be given. Students will be helped and critiqued on an individualized basis. All levels are welcome.

Enrollment limited to 12; ages 16 and up

C42818 Tuesdays, January 9 - February 20
(7 sessions) 1 - 4 p.m.
\$204 Members / \$227 Non-members

ALL LEVELS
PAINTING STUDIO
Dorothy Odland
Skill level: ALL

Enjoy a relaxed painting atmosphere in this evening studio format class. Learn basics or brush up on rusty skills. Work in oil, acrylic or watercolor to explore color and personal style. Work at your own pace with individual instruction. Bring paints, brushes and painting surface to the first class.

Enrollment limited to 16; ages 16 and up

C41618 Tuesdays, January 2 - February 20
(8 sessions) 6:30 - 9:30 p.m.
\$234 Members / \$260 Non-members

PORTRAIT PAINTING
IN OILS
Audrey Stommes
Skill level: ALL

Create a realistic oil paint portrait from a photograph. No previous skills needed. You'll learn how to transfer the photo to a canvas, understand value, mix skin tone, apply hair textures and create a proportional likeness in this relaxed class. More experienced students will be guided based on their needs. The instructor will email you a week before class to gather students' photos. Request a materials list from the Registrar.

Enrollment limited to 12; ages 16 and up

C46318 Wednesdays, January 3 - February 21
(7 sessions) 9 a.m. - Noon
No class on January 17
\$204 Members / \$227 Non-members

LANDSCAPE/NATURE
PAINTING IN OIL OR
ACRYLIC
Michele Combs
Skill level: ALL

Paint a location you love and focus on achieving its essence. Capture a moment: the glow of an evening sunset, fog lifting over a river, children running through the grasses, or a sunlit flower. The instructor will help you develop and strengthen your skills in composition, value, color, and general artistry. Work at your own pace with individualized instruction. Bring your oil or acrylic paints and painting surface to the first class.

Enrollment limited to 12; ages 16 and up

C48118 Thursdays, January 4 - 25
(4 sessions) 9:30 a.m. - 12:30 p.m.
\$117 Members / \$130 Non-members

DRAW AND PAINT
FROM PHOTOS
Tracie Thompson
Skill level: ALL

Learn to use your favorite photos as the basis for beautiful drawings and paintings using the medium of your choice. You will learn how to transfer images onto a canvas and how to think about the overall composition including editing and adding elements that will improve the final piece. Lots of demonstrations and time to work on your art. Request a materials list from the Registrar. Bring five photos to the first class. Students interested in pet portraits are encouraged to join.

Enrollment limited to 10; ages 16 and up

C41018 Thursdays, January 11 - February 22
(7 sessions) 1 - 4 p.m.
\$204 Members / \$227 Non-members

CONTINUING IN OILS
Tracie Thompson
Skill level: AB, I



Move on from novice to intermediate level with this studio style class. Work at your own pace and get individual feedback on your paintings. There will be demonstrations on beyond the basics color mixing; designing a painting using thumbnail sketches; and various ways of laying the painting's foundation to achieve different effects. Bring regular oil painting supplies and painting surface or request the Beginning in Oils materials list from the Registrar.

Enrollment limited to 10; ages 16 and up

C41318 Thursdays, January 11 - February 22
(7 sessions) 6:30 - 8:30 p.m.
\$139 Members / \$154 Non-members

INTRO TO ACRYLICS
[CORE CLASS]
Doug Garder
Skill level: B, AB

Learn how to paint in acrylics and use various mediums such as gel and gloss to create thick impastos and rich luminosity. Explore color mixing and a variety of subject matter, including landscapes, portraits and still lifes. This class is a perfect opportunity to try painting for the first time or to get back into it after a hiatus. Friendly critiques will lead to discussions about color and hue change, composition, contrast and technique. Drawing experience recommended. Request a materials list from the Registrar.

Enrollment limited to 12; ages 16 and up

C40918 Saturdays, January 6 - 27
(4 sessions) 1:30 - 4 p.m.
\$97 Members / \$108 Non-members

ACRYLIC EXPLORATION

Doug Garder

Skill level: AB

Continue your exploration into the versatility and plasticity of acrylics and what they can do. You'll try working from photos and explore the genres of landscapes, portraits, and non-objective approaches. Compositional nuances, lively brush work, hue contrast, and texture will be discussed. Friendly critiques and demonstrations will help you refine your acrylic images. Drawing experience recommended.

Enrollment limited to 12; ages 16 and up

C46818 Saturdays, February 3 - 24
(4 sessions) 1:30 - 4 p.m.
\$97 Members / \$108 Non-members

> See also *Introduction to Pastels and Painting Like Monet in Workshops for Adults* on page 16

SAMPLER SATURDAY: PAINTING

Art Center Faculty

Skill level: ALL

Wondering if you'd enjoy a painting class? Explore painting techniques and learn fundamentals through clever exercises with acrylics to gain a feel for the medium and increase confidence and skill in a fun two-hour event. All materials provided.

Enrollment limited to 12; ages 16 and up

CS45PM18 Saturday, February 17
(1 session) 1:30 - 3:30 p.m.
\$23 Members
\$25 Non-members

Try it!

PAINTING (Watercolors)

ILLUSTRATIVE MAPS

William Reynolds

Skill level: ALL

Capture a special place, favorite trip or life journey as an illustrated map. A great addition to travel journals, you'll use watercolor or colored pencils to create an engaging composition that portrays a place, pathway or timeline that is meaningful to you. Designs may be literal or abstract, realistic or stylized, detailed or simplified. Previous drawing and/or watercolor experience is recommended but not essential. Request a materials list from the Registrar and come to the first class with a subject matter idea and any reference materials that would be helpful.

Enrollment limited to 12; ages 16 and up

C48918 Mondays, January 8 - February 19
(7 sessions) 1 - 4 p.m.
\$204 Members / \$227 Non-members

> See also *Masking & Pouring in Watercolor, Watercolor Farm Animals & Watercolor Cards: Landscapes & Florals in Workshops for Adults* on page 15

WATERCOLOR I: WORKING FROM PHOTOS

Sonja Hutchinson

Skill level: AB, I

This class is for advanced beginner watercolor artists who want to start working on their own subject matter using photographic reference materials. You'll learn compositional design and develop a point of view for each piece. You will practice simplifying visual elements and value planning to help achieve your vision. Students will receive individual coaching and work at their own pace while applying their core watercolor skills to new works.

Enrollment limited to 12; ages 16 and up

C42518 Wednesdays, January 3 - February 21
(7 sessions) 9:30 a.m. - 12:30 p.m.
No class on February 14
\$204 Members / \$227 Non-members



Coming Home by Artist-Instructor Catherine Hearing

ADVANCED BEGINNER WATERCOLOR TECHNIQUES

Sonja Hutchinson

Skill level: AB

Increase basic skills and enhance your creative expression in watercolor. This class will focus on techniques for creating texture, control of hard and soft edges, lively brushwork, negative painting and building color harmony. Each class will include demonstrations and painting practice with supplied subject matter. Students will explore their own intentions with watercolor and gain confidence in their journey. Bring regular watercolor supplies. A materials list is available from the Registrar if needed.

Prerequisite: Any beginning level watercolor class.

Enrollment limited to 12; ages 16 and up

C43318 Wednesdays, January 3 - February 21
(7 sessions) 1 - 4 p.m.
No class on February 14
\$204 Members / \$227 Non-members

NATURE AND FOOD ILLUSTRATION

William Reynolds

Skill level: AB, I



Have fun illustrating food and natural subjects in this class that explores artistic design and creative problem solving. You will build observational and visual interpretation skills as you learn to render food, flora and fauna and create eye catching compositions with watercolor and/or colored pencils. Emphasis will be placed on visual storytelling and subject matter may be idealized and/or heavily stylized vs. simply rendered in a traditional sense. Previous drawing experience recommended. Request a materials list from the Registrar.

Enrollment limited to 12; ages 16 and up

C45418 Wednesdays, January 3 - February 21
(8 sessions) 1 - 4 p.m.
\$234 Members / \$260 Non-members

CONTINUING WATERCOLOR III

Catherine Hearing

Skill level: I, AD

In this intermediate to advanced studio format class, each artist will be working on an individual project. Subject matter may include still life set ups, photographic reference material, imaginative images or abstraction. Individual critiques and instruction will help guide students in their personal artistic journeys. Bring supplies to the first class. Prerequisite: Continuing Watercolor II or instructor's permission. Some classes taught by guest instructors.

Enrollment limited to 15; ages 16 and up

C42418 Thursdays, January 4 - February 22
(8 sessions) 9:30 a.m. - 12:30 p.m.
\$234 Members / \$260 Non-members

CONTINUING WATERCOLOR II

Catherine Hearing

Skill level: I

Continue developing skills and personal expression in a course that encourages exploration while increasing familiarity with watercolor techniques through instructor demonstration. General emphasis will be on individual confidence and growth. Bring supplies to the first class. Prerequisite: an advanced beginner watercolor class or equivalent or instructor's permission. Some classes taught by guest instructors.

Enrollment limited to 15; ages 16 and up

C42618 Thursdays, January 4 - February 22
(8 sessions) 1 - 4 p.m.
\$234 Members / \$260 Non-members

EVENING WATERCOLOR: FOCUS ON TREES

Sonja Hutchinson

Skill level: AB, I



Build your confidence in painting trees with watercolor in this fun, three evening short course. Each class will focus on a different native Minnesota tree (oak, birch, and evergreens) and place them in a natural setting. All sessions include demonstrations and painting practice with supplied subject matter. Bring your regular watercolor paints, brushes and paper. A materials list is available from the Registrar if needed. This class is designed for people with some watercolor experience, but ambitious beginners are welcome.

Enrollment limited to 12; ages 16 and up

C423W18 Thursdays, January 18 - February 1
(3 sessions) 6 - 9 p.m.
\$105 Members / \$117 Non-members



Sheepish by Artist-Instructor Sonja Hutchinson

PHOTOGRAPHY

PHOTOGRAPHY:
COMPOSITION AND DESIGN
Anne Groton
Skill level: ALL

Develop your photographer’s eye in this class where everything in the photograph is viewed as an active element of design. Learn how to place the objects or subjects you care about in the frame to create robust, intentional photographs. This class will include hands-on exercises, in class discussions, the study of our work and the work of other artists, as well as a lot of picture taking. To get the most from this class, know your camera’s settings and be familiar with aperture/depth of field and shutter speed prior to class. Bring your camera, camera cords, a flash drive and your camera’s manual.

Enrollment limited to 10; ages 16 and up

C61418 Mondays, January 8 - February 19
(6 sessions) 9:30 a.m. - 12:30 p.m.
No class on January 15
\$211 Members / \$234 Non-members

CREATIVE IPHONE
PHOTOGRAPHY
Eric Mueller
Skill level: B, AB

Learn how to take amazing photos with your iPhone. You’ll learn photography basics such as lighting, composition, and storytelling and discuss the aesthetics of mobile photography. You’ll explore apps for shooting and editing and get great tips for sharing your images on social media platforms. Each week will have shooting assignments that will be reviewed the following week in a positive, open environment. No previous photography experience necessary, but you’ll need an iPhone for shooting, editing and sharing. (Expect to spend an additional \$5-\$10 for iPhone apps).

Enrollment limited to 12; ages 16 and up

C67618 Mondays, January 8 - February 12
(6 sessions) 1 - 4 p.m.
\$211 Members / \$234 Non-members

INTERMEDIATE DIGITAL
PHOTOGRAPHY
Carl Beihl
Skill level: I, AD

This class provides greater focus on individual work as you continue to gain competency with your digital camera. Shooting assignments will be given each week, and your digital photos will be reviewed in class. Bring a digital camera (with charged or fresh batteries), memory card and your camera’s manual. You will need a home computer that allows you to download images from your camera and save them to a jump drive (USB memory stick) for class viewing.

Enrollment limited to 10; ages 16 and up

C61518 Tuesdays, January 2 - February 20
(8 sessions) 9 a.m. - Noon
\$281 Members / \$312 Non-members

ADVANCED BEGINNER
DIGITAL PHOTOGRAPHY
Alan Shefland
Skill level: AB

This class is designed for the photographer who has taken *Beginning Digital Photography* or acquired beginning level skills elsewhere, and is ready to move ahead but is not quite ready for the *Intermediate Digital Photography* class. This class may include photo field trips and students will be responsible for their own transportation. If you have not taken *Beginning Digital Photography* at the Art Center, instructor approval is required.

Enrollment limited to 10; ages 16 and up

C66418 Tuesdays, January 2 - February 20
(8 sessions) 1 - 4 p.m.
\$281 Members / \$312 Non-members



Photo by Artist-Instructor
Eric Mueller

BEGINNING DIGITAL
PHOTOGRAPHY
David Coats/Alan Shefland
Skill level: B, AB

If you’re a beginning photographer and a bit mystified by your digital camera, this class is for you. You’ll start by learning camera basics like aperture, shutter speed, and ISO settings. You’ll move on to learning how to make pictures and to develop your compositional skills. We’ll also discuss lenses and other equipment and how to care for your gear. By the end of the course you’ll be more excited than ever about photography and you’ll own a collection of images that demonstrate your technical and creative growth. Please bring your camera (fully charged) and its manual. The class workbook is *Understanding Photography Field Guide* by Brian Peterson. We’ll be using it throughout the course; it’s optional but strongly recommended.

Enrollment limited to 10; ages 16 and up

C66318 Tuesdays, January 2 - February 20
DAVID COATS
(8 sessions) 6 - 9 p.m.
\$281 Members / \$312 Non-members

C66218 Thursdays, January 4 - February 22
ALAN SHEFLAND
(8 sessions) 1 - 4 p.m.
\$281 Members / \$312 Non-members

MAKING PHOTOGRAPHS
Carl Beihl
Skill level: I, AD

This class will help serious amateur and professional photographers find more passion in their work by exploring the narrative, aesthetic and emotional aspects of image making, with an emphasis on simplicity and the use of natural light. Through practical demonstrations, field trips, individual portfolio reviews and studying the work of other photographers, we will refine our views on producing work and balancing the various aspects of a busy life.

Enrollment limited to 10; ages 16 and up

C61018 Wednesdays, January 3 - February 21
(8 sessions) 9:30 a.m. - 12:30 p.m.
\$281 Members / \$312 Non-members

➤ See also *Photo Field Trip: Winter wonderland* in *Workshops for Adults* on page 15

ABSTRACT DIGITAL
PHOTOGRAPHY
Carl Beihl
Skill level: ALL

Abstract photography creates mood and/or feeling without portraying recognizable objects or scenes. In this class you will experiment with ways to carry photography beyond realism by playing with scale, removing contextual information and photographing through water or other clear materials. You will explore shadow, blurring techniques and exposure times in order to find your own personal expression and design aesthetic. Color, contrast and composition will be examined through weekly assignments and in-class reviews. Bring a digital camera and examples of your work to the first class.

Enrollment limited to 10; ages 16 and up

C61118 Wednesdays, January 3 - February 21
(8 sessions) 1 - 4 p.m.
\$281 Members / \$312 Non-members

LIGHTROOM
FUNDAMENTALS
Alan Shefland
Skill level: B, AB

Learn the basics of Adobe Lightroom, a valuable tool for organizing, editing and sharing your photography. Start by learning how to set up Lightroom, including importing and exporting images. Then explore the seven modules with an emphasis on the Develop module. By the end of the session, you will have the skills to explore the vast potential of Lightroom and make your images come alive. Each student will need to bring a laptop computer running the current operating system for that computer along with Adobe Lightroom CC15 or LR6 installed and a jump drive with 15 images on it.

Enrollment limited to 12; ages 16 and up

C67418 Thursdays, January 4 - February 22
(8 sessions) 9:30 a.m. - 12:30 p.m.
\$275 Members / \$306 Non-members

PRINTMAKING

BOTANICAL ETCHING

Abbey Kleinert
Skill level: ALL



Learn printmaking processes and create your own contemporary botanical etchings. Techniques will include transferring botanical works to a plate, the translation of continuous tone to graphic line work, creating a tonally balanced composition in black and white, and experimenting with inking techniques and color layering to make various proofs and reproductions on cotton rag paper. Some materials provided. Request a materials list from the Registrar.

Enrollment limited to 8; ages 16 and up

C64918 Fridays, January 5 - February 16
 (7 sessions) 9:30 a.m. - 12:30 p.m.
 \$266 Members / \$293 Non-members

INTRODUCTION TO
PRINTMAKING

Sam Dahl
Skill level: B, AB



Try three types of printmaking techniques in this exploratory class. Learn about subtractive and additive inking techniques with mono-printing; carve and print from linoleum plates and make Linocut Relief prints; experiment with a non-toxic alternative to the traditional Intaglio printmaking by transferring drawings or photographs to solar plates. Lots of instructor demonstrations and time to create your own work. Most materials included, but request a list of things to bring.

Enrollment limited to 8; ages 16 and up

C64518 Saturdays, January 6 - February 24
 (8 sessions) 9 a.m. - Noon
 \$306 Members / \$337 Non-members

SCULPTURE

FOUND ART – COLD
CONNECTIONS

Craig Snyder/Judd Nelson
Skill level: ALL

Each week, you will learn a new way of connecting metals using rivets, bolts, screws, adhesives, cables and swivels to create assembled sculptures with an eye on both technical and artistic points of view. You'll enjoy a fun, collaborative atmosphere and dig into a variety of styles and approaches. You'll get some materials to start but feel free to bring in that pile of odds, ends and metal thingies sitting in your garage and let's make sculpture.

Enrollment limited to 10; ages 16 and up

C86918 Tuesdays, January 2 - February 20
 (8 sessions) 1 - 4 p.m.
 \$306 Members / \$337 Non-members

TUESDAY EVENING STONE

Frank Picos
Skill level: ALL

Enjoy a relaxed evening class and experience the wonder of carving stone with simple methods easily learned by anyone. The instructor will assist you in the creative process, helping you release the image within your stone. You will be guided in the use of hand tools and gain an understanding of the reductive process. A block of limestone is provided for first time students. Returning students will purchase their own materials.

Enrollment limited to 10; ages 16 and up

C82718 Tuesdays, January 2 - February 20
 (7 sessions) 6 - 9 p.m.
 No class on January 16
 \$257 Members / \$284 Non-members

STONE CARVING
BEGINNING/INTERMEDIATE

Susan Lyman
Skill level: ALL

Discover the magic of stone carving. Starting with hand tools and working small in limestone, beginning students will be introduced to the carving process including basic three dimensional design concepts. Intermediate students will hone their understanding of the reductive process and sculptural design and be introduced to power and pneumatic tools. First time students are provided with a limestone block to carve and all necessary tools. Intermediate students may want to discuss their project with the instructor before purchasing materials. You'll be surprised by the imagery you'll unlock within the stone.

Enrollment limited to 18; ages 16 and up

C82918 Wednesdays, January 3 - February 21
 (8 sessions) 12:30 - 3:30 p.m.
 \$292 Members / \$323 Non-members

C83018 Saturdays, January 6 - February 24
 (8 sessions) 9:30 a.m. - 12:30 p.m.
 \$292 Members / \$323 Non-members

SAMPLER SATURDAY / FEBRUARY 17

Do you want to create art but don't know where to begin? Sampler classes offer the opportunity to try an art class and experiment with different mediums. These classes allow you to step into our studios and work with a master artisan. It's a small investment of time and money to find something you love. If you're already an Art Center student, try something new!



SAMPLER SATURDAY:
CERAMICS

Art Center Faculty
Skill level: ALL

See if a ceramics class is right for you. Try throwing and/or handbuilding in this two-hour introduction to ceramics. You'll see demos and try your hand at working with clay in this fun ceramic sampler. All materials included.

Enrollment limited to 12; ages 16 and up

CS90AM18 Saturday, February 17
 (1 session) 10 a.m. - Noon
 \$23 Members/\$25 Non-members

SAMPLER SATURDAY:
PAINTING

Art Center Faculty
Skill level: ALL

Wondering if you'd enjoy a painting class? Explore painting techniques and learn fundamentals through clever exercises with acrylics to gain a feel for the medium and increase confidence and skill in a fun two-hour event. All materials provided.

Enrollment limited to 12; ages 16 and up

CS45PM18 Saturday, February 17
 (1 session) 1:30 - 3:30 p.m.
 \$23 Members/\$25 Non-members

SAMPLER SATURDAY:
DRAWING

Art Center Faculty
Skill level: ALL

Everyone can learn to draw! Here's your chance to explore drawing techniques and learn fundamentals in an enjoyable two-hour event. Overcome inhibitions with creative exercises to fill the paper, increase skill and build confidence for a more in depth drawing class. All materials included.

Enrollment limited to 12; ages 16 and up

CS40AM18 Saturday, February 17
 (1 session) 10 a.m. - Noon
 \$23 Members/\$25 Non-members

SAMPLER SATURDAY:
KIDS ART EXPLORATION

Art Center Faculty
Skill level: ALL

In this fun sampler class, we will experiment with a variety of artistic media such as drawing, painting or printmaking. Participants will learn basic art techniques and terminology and have many opportunities to explore their own creative processes and interests.

Enrollment limited to 12; ages 6 to 12

CS10PM18 Saturday, February 17
 (1 session) 1:30 - 3:30 p.m.
 \$23 Members/\$25 Non-members



Bonbon in the Sun by Artist-Instructor Tracie Thompson

WORKSHOPS FOR ADULTS

**MASKING AND POURING
IN WATERCOLOR**
Catherine Hearingd
Skill level: ALL



Learn to mask and pour an entire watercolor painting and watch colors flow and blend in an exciting and different way to paint. You'll have fun letting go and watching the paints do the work. You will learn a four-step value process to mask and pour a painting, with minimal use of the brush. Results are always exciting and you will learn a lot about values and color mixing in the process. The Art Center Café is open for the half-hour break. Request a materials list from the Registrar.

Enrollment limited to 12; ages 16 and up

C491W18 Fridays, January 5 & 12
(2 sessions) 9 a.m. - 3:30 p.m.
\$140 Members / \$156 Non-members

**CREATING AND KEEPING
VALUES**
Kristin Grevich
Skill level: AB, I, AD



Learn to see and use value to create the art you desire. You'll explore how to create depth through variations of light and dark, how to use color and color temperature to show the change in planes, and how to check your values with an iPhone. After instruction and demonstrations of techniques in the morning, students will apply the skills to painting a provided still life with instructor feedback in the afternoon. Oil paints recommended. Bring a lunch for the half-hour break. Request a materials list from the Registrar.

Enrollment limited to 16; ages 16 and up

C408W18 Saturday, January 6
(1 session) 9:30 a.m. - 4 p.m.
\$70 Members / \$78 Non-members

**FEATURE FOCUS: EYES
AND NOSES**
Audrey Stommes
Skill level: ALL

Learn to draw realistic looks and expressions one feature at a time. You will look at the contour, shape, angle and shading of different facial aspects and explore how to build up graphite layers to create value, tone and texture. How different features change to express emotion will also be examined. Each workshop is separate. Bring an 11x14 inch drawing paper pad, compressed charcoal, B and 6B pencils, pencil sharpener and white eraser.

Enrollment limited to 12; ages 16 and up

C469W18 EYES
Saturday, January 6
(1 session) 9 a.m. - Noon
\$35 Members / \$39 Non-members

C490W18 NOSES
Saturday, January 27
(1 session) 9 a.m. - Noon
\$35 Members / \$39 Non-members

**STEP BY STEP:
LANDSCAPE IN OIL**
Michele Combs
Skill level: B, AB

If you have always wanted to try oil painting, this workshop is for you. Starting with an instructor selected photo, you will be led step by step through the painting process. While the whole class paints the same original image, you'll be amazed how different each painting will look. The class is designed to be fun and relaxing. Canvas provided. Request a materials list from the Registrar. Bring a lunch for the half-hour break.

Enrollment limited to 12; ages 16 and up

C494W18 Saturday, January 6
(1 session) 9:30 a.m. - 4 p.m.
\$80 Members / \$88 Non-members

FLOWERS AND FRENCH
Michèle Coppin
Skill level: ALL



Immerse yourself in color and enjoy a day of flower painting and French ambiance. Open to painters of all levels, new students will be shown demonstrations and given instruction on how to start, while experienced painters will be free to gather a bouquet and begin painting with guidance from the instructor as needed. Work in oils, acrylics, or pastels. Bring a lunch for the half-hour break.

Enrollment limited to 15; ages 16 and up

C488W18 Saturday, January 13
(1 session) 9:30 a.m. - 4 p.m.
\$70 Members / \$78 Non-members

**WEAVING BANDS
AND BELTS**
Traudi Bestler
Skill level: ALL



Learn to weave patterned bands that can become belts, headbands, bookmarks and trim for other textiles. Using Art Center inkle looms, students will learn to set up and weave a small project. Students will be able to take the inkle loom home between classes with a security deposit. This is a fun learning experience and great introduction to weaving! All materials included.

Enrollment limited to 8; ages 16 and up

C718W18 Thursdays, January 18 & 25
(2 sessions) 9:30 a.m. - 12:30 p.m.
\$80 Members / \$88 Non-members

FINISH IT!
Tracie Thompson
Skill level: ALL



Do you have paintings that are 50-90% complete that you just haven't finished? Maybe you haven't set aside the time. Perhaps there is a compositional problem that keeps gnawing at you. In this workshop, you will bring two to five incomplete oil or acrylic works, get feedback, and put on the finishing touches. The instructor will help you identify and fix areas that are troublesome and match colors as needed. Bring your regular painting supplies. If you were working from a photo, bring the original photo as well. The Art Center Café is open for the half-hour break.

Enrollment limited to 12; ages 16 and up

C392W18 Friday, January 19
(1 session) 9:30 a.m. - 4 p.m.
\$70 Members / \$78 Non-members

**JOY OF FELTING: NUNO
WINTER SCARF**
Leslie Granbeck
Skill level: ALL

Learn the contemporary felting technique of combining wool and fabric known as nuno felting. In this workshop, you'll make a beautiful winter scarf. With hand dyed silk as your base, you'll add soft wool fibers and a variety of "inclusions" to create textures as bold or refined as you'd like. Your nuno scarf will be perfect for the colder months and makes a great gift. Materials included. Bring two or three hand towels, an old bath towel, and a plastic bag to carry things home. We'll be working with water, so dress for mess; apron recommended. The Art Center Café is open for the half-hour break.

Enrollment limited to 12; ages 16 and up

C774W18 Friday, January 19
(1 session) 9:30 a.m. - 4 p.m.
\$95 Members / \$103 Non-members

**PHOTO FIELD TRIP:
WINTER WONDERLAND**
Alan Shefland
Skill level: AB, I



Learn to balance whites and capture winter in this two-day workshop. You will explore how light reflects and refracts off of snow, ice, and frosty surfaces and photo techniques to tame it. The first class will be outside shooting at locations near the Art Center. The second class will be inside for photo sharing and discussion. Dress for the weather. Bring your camera with fully charged batteries and be familiar with your camera's settings.

Enrollment limited to 10; ages 16 and up

C636W18 Fridays, January 19 & 26
(2 sessions) 9:30 a.m. - 12:30 p.m.
\$85 Members / \$94 Non-members

**WATERCOLOR
FARM ANIMALS**
Georgia Kandiko
Skill level: AB, I, AD



Learn to paint three different farm animals: sheep, chickens, and cows with watercolors. Each subject will be depicted using a different watercolor technique. Bring your regular watercolor supplies and one 22 x 30-inch sheet of Arches Watercolor 140 lb. cold press paper. Reference materials provided. Bring a lunch for the half-hour break.

Enrollment limited to 15; ages 16 and up

C417W18 Saturday, January 20
(1 session) 9:30 a.m. - 3:30 p.m.
\$69 Members / \$76 Non-members

**WATERCOLOR CARDS:
LANDSCAPES AND FLORALS**
Georgia Kandiko
Skill level: ALL



Create beautiful watercolor landscapes and florals in a card format. You will explore watercolor techniques and consider composition, values, colors and shape in these fun, all day workshop. Enjoy the camaraderie of other watercolor painters and go home with six to eight hand-painted cards. This class is tailored to all levels whether you've never picked up a brush or been painting for years. Bring your regular watercolor supplies. Watercolor Paper, card stock, envelopes, double sided tape and contrasting backing paper will be provided. The Art Center Café is open for the half-hour break.

Enrollment limited to 12; ages 16 and up

C443W18 LANDSCAPES
Friday, January 26
(1 session) 9:30 a.m. - 3:30 p.m.
\$69 Members / \$76 Non-members

C446W18 FLORALS
Saturday, January 27
(1 session) 9:30 a.m. - 3:30 p.m.
\$69 Members / \$76 Non-members

BEAD WEAVING ON A LOOM
Traudi Bestler
Skill level: ALL



Weaving with beads is an easy way to be creative. In this two-day workshop, you will weave one or more bracelets to learn the technique and make different closures and clasps. Larger weaving projects will be discussed and demonstrated. You'll also explore Native American and folk art designs for inspiration and learn about home-made loom construction and commercially made bead looms. No experience necessary. Materials included.

Enrollment limited to 10; ages 16 and up

C753W18 Thursdays, February 1 & 8
(2 sessions) 9:30 a.m. - 12:30 p.m.
\$80 Members / \$88 Non-members

**HORSING AROUND:
PORTRAITS AND FORM**
Tracie Thompson
Skill level: ALL



Love horses? Want to draw and paint them? These workshops are for you. The first workshop, Portraits, will concentrate on the head, neck and shoulders of a horse. You'll learn basic proportions and anatomy and create a simple portrait of your horse in acrylics or oils (for beginners and up.) The second workshop, Form, will focus on drawing the horses' body, movement, and musculature by creating full body sketches of horses at rest and in motion. For the second workshop, some drawing experience is recommended. You may use your own reference photos or those provided during class. Bring your existing painting and drawing supplies or refer to the materials list for suggestions. The Art Center Café open for half-hour break.

Enrollment limited to 12; ages 16 and up

C483W18 PORTRAITS
Friday, February 2
(1 session) 9:30 a.m. - 3:30 p.m.
\$64 Members / \$71 Non-members

C479W18 FORM
Friday, February 16
(1 session) 9:30 a.m. - 3:30 p.m.
\$64 Members / \$71 Non-members

GLASS MOSAICS
Julie Vogl
Skill level: ALL

Discover the art of making mosaics. Bring your creativity and learn to clip and cut glass and apply grout to your own original design. We will be working with stained glass as the primary material to create two mosaic works of art. Feel free to bring any small treasures (buttons, beads, single earrings) you may want to incorporate into your art (optional). Materials included.

Enrollment limited to 10; ages 16 and up

C969W18 Saturdays, February 3 & 10
(2 sessions) 9 a.m. - 12:30 p.m.
\$119 Members / \$130 Non-members

PAINTING LIKE MONET
Michèle Coppin
Skill level: ALL

Combine art history with art exploration as you learn about the Impressionist style by examining the work of Claude Monet. You'll learn about Monet's approaches to color, light and brushwork as you create your own Monet-inspired piece. Bring painting supplies in the medium of your choice (oils, acrylics or pastels) and a painting surface. Bring a lunch for the half-hour break.

Enrollment limited to 15; ages 16 and up

C462W18 Saturday, February 3
(1 session) 9:30 a.m. - 4 p.m.
\$70 Members / \$78 Non-members

**BALANCING WHITES
IN LIGHTROOM**
Alan Shefland
Skill level: AB, I



Explore ways to balance, maximize and deemphasize photographic whites in Adobe Lightroom for compositional impact. Bring 10-15 images to work on. **Prerequisite:** Lightroom Fundamentals or equivalent knowledge. The Art Center Café is open for the half-hour break.

Enrollment limited to 5; ages 16 and up

C637W18 Friday, February 9
(1 session) 9:30 a.m. - 4 p.m.
\$85 Members / \$94 Non-members

**INTRODUCTION
TO PASTELS**
Cynthia Kath
Skill level: B, AB



Experience the rich luminous color of pastels and learn pastel strokes, blending, layering, and other application techniques. You will examine the shapes within composition and explore ways to emphasize color and values. Request a materials list from the Registrar. The Art Center Café is open for the half-hour break on Friday.

Enrollment limited to 11; ages 16 and up

C476W18 Friday & Saturday, February 9 & 10
(2 sessions) 9:30 a.m. - 3:30 p.m.
\$129 Members / \$143 Non-members

**JOY OF FELTING:
AWESOME TOTE**
Leslie Granbeck
Skill level: ALL

Without knitting or sewing, create a durable tote bag using wool fibers and traditional felting techniques. This roomy tote carries everything from your art supplies to your laptop. You can even make it reversible. Learn a variety of embellishing techniques using prefelts, yarn and other natural fibers. Class fee includes fibers and supplies for the bag. Students provide their own handles. A variety of handle options will be discussed in class. Bring two or three hand towels, 3 plastic grocery bags, and an old bath towel. We'll be working with water, so dress for mess; an apron is recommended. The Art Center Café is open for the half-hour break.

Enrollment limited to 10; ages 16 and up

C775W18 Thursday, February 15
(1 session) 9:30 a.m. - 5 p.m.
\$117 Members / \$126 Non-members

FUSED GLASS JEWELRY

Diane Petron
Skill level: ALL

Create your own beautiful glass jewelry and learn the basics of glass fusing on a small scale. You will learn to cut, shape and layer glass, embed metal hangers and play with decorative embellishments, such as frit and dichroic glass. You will start by making pendants and move on to smaller, more challenging projects such as earrings or beads. Tools and most materials (glass, metal for hangers and pendant bails) are provided. Additional findings may be purchased. Those with experience may bring specialty glass, only if it is COE 90. You will take home at least one completed piece at the end of class. Additional projects will be fired in a kiln by the instructor and ready for pickup in three weeks.

Enrollment limited to 12; ages 16 and up

C987W18 Saturday, February 17
(1 session) 1 - 4 p.m.
\$57 Members / \$62 Non-members

WINTER LANDSCAPE

WORKSHOPS FOR FAMILIES

**CERAMIC ABOMINABLE
SNOWMAN**
Krissy Catt
Skill level: ALL

This family workshop is for everyone who loves the snow myth of the Yeti, or Abominable Snowman, who treks across the frozen Himalaya Mountains. You will sculpt and carve your Yeti's furry body out of clay. You may even give your snow

IN WATERCOLOR
Catherine Hearing
Skill level: AB, I

Learn to paint the beauty of a snow covered landscape. You will learn landscape composition and work on value studies in order to capture winter's elegant colors and shapes. You'll explore value contrast, find color solutions and learn a three step wash approach to watercolor painting while discovering the artistry within the frosted scenery. The Art Center Café is open for the half-hour break on Friday. Request a materials list from the Registrar.

Enrollment limited to 12; ages 16 and up

C452W18 Friday & Saturday, February 23 & 24
(2 sessions) 9 a.m. - 3:30 p.m.
\$140 Members / \$156 Non-members

monster a frozen snow cone, just like the Abominable Snowman in the *Monsters, Inc.* movie. Because of the bisque and glaze firing process, projects will be ready for pickup three weeks after the class.

Enrollment limited to 16; ages 5 to adult

C071W18 Saturday, January 20
(1 session) 10 a.m. - Noon
\$36 Members / \$39 Non-members

MULTIGENERATIONAL WORKSHOPS

**GORGEOUS
GLASS VALENTINE**
Diane Petron
Skill level: ALL

In this multigenerational workshop, learn the basics of glass fusing and then apply your newfound glass skills in the creation of Valentine's Day glass art. We will play with decorative embellishments such as stringers, noodles and frit. Participants may create one or more of the following projects: wall art, Valentine's candy dish, or jewelry. Completed projects will be ready for pickup two weeks after being fired in the kiln by the instructor.

Enrollment limited to 12; ages 10 to adult

C054W18 Saturday, January 27
(1 session) 1 - 3:30 p.m.
\$50 Members / \$54 Non-members

**FLEECE SCARVES
AND HATS**
Jenny Stice
Skill level: ALL

Let's make a fashion statement and amp up our winter wardrobe at the same time. In this multigenerational class you will make colorful fleece scarves and hats. You may choose to use one or multiple colors in your scarf, or apply a complementary border to your hat. Learn about sewing patterns, and practice hand and machine sewing techniques as we create wearable fiber art. All skill levels are welcome!

Enrollment limited to 12; ages 6 to adult

C037W18 Saturday, February 10
(1 session) 1:30 - 3:30 p.m.
\$28 Members / \$31 Non-members

CHILDREN AND TEENS

WINTER PAINT ADVENTURE
Carly Gernbacher
Skill level: ALL

Let’s celebrate the outdoors and the creatures who call Minnesota home. Our inspiration will come from snowy landscapes and forests where deer, birds and snowshoe hares live. You’ll draw and paint your winter scenes populated with woodland creatures. Class will cover brush handling and color mixing.

Enrollment limited to 16; ages 5 to 7

C198W18 Saturday, January 13
(1 session) 9:30 - 11:30 a.m.
\$26 Members / \$29 Non-members

YOUTH DRAWING STUDIO
Dorothy Odland
Skill level: ALL

Learning to draw is learning to see. Young artists are encouraged to follow their natural inclinations sketching still lifes, gallery artwork and/or self-portraits with the guidance of a seasoned professional artist. This is an experiential, open studio class that offers personal, 1:1 feedback and encouragement. Bring a 14 x 17 inch sketchbook, 2B drawing pencils and a Pink Pearl eraser to the first class.

Enrollment limited to 16; ages 6 to 10

C47318 Saturdays, January 13 - February 24
(7 sessions) 9:30 - 11 a.m.
\$103 Members / \$114 Non-members

CLAY BOBBLE HEADS
Geneviève Chamberland
Skill level: ALL

Together let’s create an animated clay wobble head character. Your character will be designed and decorated to suit your style. On the first day, you will sculpt your character’s body and head out of clay, learning new sculpting methods with instructor guidance. On the second day, you will paint and assemble your character. Projects will be complete on your second class day.

Enrollment limited to 15; ages 7 to 15

C137W18 Saturdays, January 27 & February 10
(2 sessions) 9:30 - 11:30 a.m.
\$64 Members / \$71 Non-members



Bobble Head Mustache Creature by Artist-Instructor Geneviève Chamberland

AMERICAN ART CAFÉ
Carly Gernbacher
Skill level: ALL

Inspired by the confectionary paintings of American painter Wayne Thiebaud, let’s create art from a sugar coated color palette. Thiebaud’s paintings of delicious cakes and ice cream cones are a feast for the eyes. Create your own art that looks good enough to eat. On the first day you will use acrylic and/or tempera paints on canvas. On the second day, learn printmaking basics to create multiple prints.

Enrollment limited to 16; ages 7 to 12

C197W18 Saturdays, February 17 & 24
(2 sessions) 9:30 - 11:30 a.m.
\$53 Members / \$58 Non-members

DRAW FANTASTIC CREATURES
Stephanie Frey
Skill level: ALL

This class is for anyone who loves J.K. Rowling’s book, *Fantastic Beasts and Where to Find Them*. Become a magizoologist for the day, and document magical beasts from A to Z. What creatures would you carry around in your magical suitcase? You’ll draw creatures like winged Thunderbirds and furry Nifflers that locate treasures. You’ll create feathers, fur, spots and stripes with pens, markers, watercolors and more!

Enrollment limited to 16; ages 7 to 12

C192W18 Saturday, January 27
(1 session) 1:30 - 3:30 p.m.
\$26 Members / \$29 Non-members

PAINTED COLLAGE BASICS
Stephanie Frey
Skill level: ALL

Create mixed-media masterpieces that transform your paintings into something new! First, you’ll play with watercolors to bring out vibrant colors and eye catching textures. Next we’ll tear, cut and combine our watercolor paper to make new artwork, using an assortment of collage papers.

Enrollment limited to 16; ages 7 to 12

C194W18 Saturday, February 3
(1 session) 1:30 - 3:30 p.m.
\$26 Members / \$29 Non-members

AWESOME ACCESSORIES
Stephanie Frey
Skill level: ALL

Do you love to wear things that no one else has? Then this is the class for you. Using contemporary fashion trends as inspiration, you will design and create awesome accessories from fabric, beads and more. The focus of this workshop is on hair accessories and/or jewelry.

Enrollment limited to 16; ages 8 to 12

C245W18 Saturday, January 20
(1 session) 1:30 - 3:30 p.m.
\$29 Members / \$32 Non-members

TWEEN DRAWING STUDIO
Dorothy Odland
Skill level: ALL

Learning to draw is learning to see. Young artists are encouraged to follow their natural inclinations sketching still lifes, gallery artwork and/or self-portraits with the guidance of a seasoned professional artist. This is an experiential, studio style class that offers personal, 1:1 feedback and encouragement. Bring a 14 x 17 inch sketchbook, 2B drawing pencils and a Pink Pearl eraser to the first class.

Enrollment limited to 16; ages 11 to 16

C47718 Saturdays, January 13 - February 24
(7 sessions) 11 a.m. - 1 p.m.
\$136 Members / \$151 Non-members

PHOTOGRAPHY FUN
Alan Shefland
Skill level: B, AB

Sharpen your digital photography skills with tips and techniques on finding a point of interest and effective framing. You’ll learn how to express your unique perspective. Get comfortable with your camera’s functions and explore design elements taking photos in the inspiring art center setting. Bring a digital camera, memory card and your camera manual.

Enrollment limited to 12; ages 13 to 15

C247W18 Saturday, February 24
(1 session) 9 a.m. - Noon
\$42 Members / \$47 Non-members

IPHONE PHOTOGRAPHY FOR HIGH SCHOOL STUDENTS
Eric Mueller
Skill level: B, AB

Learn how to take amazing photos with your iPhone. On the first day you will learn the specific aesthetics of mobile photography, and how to make images that will attract attention on social media. You’ll also find out how to work with different apps for shooting and editing and tips for sharing your images. On the second day, we will review assigned work and learn from each other in a positive, open environment. No previous photography experience required, but you’ll need an iPhone for shooting, editing, and sharing. Bring a lunch for the half-hour break. (Expect to spend an additional \$5 - \$10 for iPhone apps.)

Enrollment limited to 12; for 10th through 12th Grades

C24818 Saturdays, January 20 & 27
(2 sessions) 9:30 a.m. - 4 p.m.
\$167 Members / \$185 Non-members

SAMPLER SATURDAY: KIDS ART EXPLORATION
Art Center Faculty
Skill level: ALL

In this fun sampler class, we will experiment with a variety of artistic media such as drawing, painting or printmaking. Participants will learn basic art techniques and terminology and have many opportunities to explore their own creative processes and interests.

Enrollment limited to 12; ages 6 to 12

CS10PM18 Saturday, February 17
(1 session) 1:30 - 3:30 p.m.
\$23 Members / \$25 Non-members



Winter 2018 Artist-Instructor Bios

Carl Beihl is a practicing artist and photographer and is truly a product of the Minnetonka Center for the Arts and its culture of artist development. Carl began his artist’s journey in the early 1970s, juggling Art Center classes with a business and consulting career. For more than 10 years, he has been a fulltime visual artist with an emphasis in photography, ceramics and painting.

Traudi Bestler trained at the Weavers Guild of Minnesota, the Weaving School and Sievers School of Fiber Arts. She has been a teacher of weaving, dyeing and fiber arts for more than 20 years. Traudi has also been a workshop presenter at the annual Minnesota Weaving Federation and schools and guilds around the country.

Robert Bowman is a ceramics artist with a studio art degree from St. Olaf College. In addition to teaching clay classes since 1997, he is the Exhibits Director and Retail Manager for the Minnetonka Center for the Arts.

Krissy Catt has been building her career in clay, with a focus on handbuilding, for more than two decades, starting with a B.F.A. from the University of Minnesota. Beside her business, Catt Ceramics, Krissy works in the Edina Schools and with senior adults. Her whimsical figures (some more than five feet tall) are on display in the Art Resources Galleries in International Market Square and at the Galleria.

Geneviève Chamberland, a native of Québec, obtained her B.F.A. from the University of Minnesota with an emphasis in ceramics. Her clay journey was vastly influenced by a research project at the iconic porcelain manufacturer Sèvres-Cité de la Céramique in Paris. Juxtaposition of different mediums is exciting to Geneviève as she amplifies materials’ properties to enhance contrasts and create more complex visual conversations.

David Coats is a retired professional photographer whose 20-plus-year career was mostly spent photographing diverse objects for corporate clients. He began taking photography classes at MCFTA in January 2015 as a way to rediscover the joy of photography and plans to continue his photographer’s journey for as long as he can lift a camera.

Michele Combs is a plein air, impressionistic painter who studied classical realism at the Minnesota River School of Fine Art and with nationally recognized artists from throughout the U.S. Now a full-time visual artist, after a career in occupational therapy, Michele has been painting since 1995 and teaching since 2005.

Michèle Coppin is a Master Teaching Artist and painter exhibiting in the US and in her native Belgium. With a B.F.A. from the Rhode Island School of Design and M.F.A. from Pratt Institute, Michèle has been an instructor for more than a decade, teaching at the college level as well as classes for teens, adults, seniors and underserved populations in a variety of settings.

Samuel Dahl is a practicing artist with nine years of teaching experience. New to Minnesota, he received his M.F.A. in painting and drawing from the University of Texas-Austin and B.A. in studio art and comparative religion from Dartmouth College, where he was the co-winner of the prestigious Perspectives and Design Award in 2002. Experienced and knowledgeable in a variety of printmaking techniques, he is excited to add printmaking to the adult education program.

Stephanie Frey is an artist and elementary art teacher. She completed her B.F.A. in illustration at the College of Visual Arts in St. Paul and earned her teaching license through Augsburg University in Minneapolis. Her paintings and drawings often illustrate the simple moments of daily life. Stephanie has taught and volunteered at the Art Center since 2011.

Doug Garder has a B.A. in studio art and English from Southern Illinois University and an M.F.A. in painting from West Virginia University. He has taught at the Art Institutes International Minnesota in Minneapolis since 1999 and at many art center venues, including MCFTA, before that. He has participated in more than 75 juried group and solos exhibitions across the United States.

Carly Gernbacher has a B.A. in Art Education from the University of Wisconsin-Stout. Carly is an elementary school art teacher who teaches Summer Arts Camp classes and children’s multidisciplinary art classes from drawing to printmaking. As a school teacher, she is an avid supporter of youth arts education and she loves feeding children’s natural curiosity.

Karen Graham began blowing glass in 1997. She was later drawn to kiln-formed glass when she discovered Higuchi’s pâte de verre (paste of glass) at the Corning Museum where she attended workshops on fusing and casting glass. Her study of handbuilt pottery in college influences her style and the appeal of architectural lines is a foundation for her work. Her work has been shown at Grand Hand Gallery in St. Paul and in Art-a-Whirl in Minneapolis.

Leslie Granbeck is a feltmaker and instructor living in Minneapolis. Leslie has been sharing her knowledge of fibers and their magical transformation into felt since 2006. She teaches traditional wet felting, nuno felting, needle felting, and her favorite – three-dimensional seamless felting. Her classes are full of color, creativity and adventure. They also include a free workout as feltmaking is a “physical art”. When not teaching, you’ll find Leslie in her home studio working on new fiber projects. Visit www.fiberenvy.net.

Kristin Grevich studied fine art at the University of Minnesota-Mankato before embarking on careers in equestrian disciplines and later real estate. Returning to her love of painting in 2003, she has studied in the U.S., Europe, China and Tibet with National working artists. She has exhibited widely, received many awards, and was the cover and featured artist in the October 2013 issue of Minnesota Women’s Press and Western Art Collector. Originally a student of beloved MCFTA instructor Reid Galey, she is excited to return and continue his fun and engaging approach to teaching the impressionist style of painting.

Anne Groton earned her B.S. degree in interior design from Colorado State University. The same design concepts she learned in school and applied to her work as a retail store designer are the pool she draws from in her photography. In her class for adults and camp session for teens, she shares the limitless possibility of using a design mind in photography. Anne shows her work in juried shows, public galleries and licenses her images.

Catherine Hearingd is a self-taught artist with a B.A. in zoology and botany from the University of Montana and more than 40 years of experience in watercolor painting. With a home studio in Lake Elmo, Minnesota, Catherine has been teaching classes and workshops in basic watercolor technique, landscape painting, color theory and composition since 2004. She is a signature member of the Transparent Watercolor Society of America and past president and signature member of the Minnesota Watercolor Society.

Sonja Hutchinson is a Signature Member and President of the Minnesota Watercolor Society and has been painting in watercolor since 2001. She has studied with many established watercolor artists and has frequently exhibited in juried shows and received honors for her work. Her artwork employs both traditional and non-traditional watercolor techniques. To her, the watercolor medium is simultaneously challenging and enchanting, where spontaneity and intention collide.

Georgia Kandiko is an award-winning artist and instructor. She has attained Signature Status with the Minnesota Watercolor Society and Red River Watercolor Society, frequently displaying and earning honors in their annual shows. Georgia is also an award-winning member of Artists of Minnesota and participates in several national watercolor societies. Her work is featured in public and private collections.

Cynthia Kath, a pastel artist with a B.A. in fine art, is currently working on her Master of Liberal Studies at the University of Minnesota in fine art, architecture and horticulture. She has also studied at Parsons School of Design in Paris, as well as privately with renowned oil and pastel artists. Cynthia teaches at numerous venues, exhibits her work locally and internationally and is very involved with The Village Gallery in Lahaina, Hawaii.

Abbey Kleinert is a Twin Cities based printmaker and graphic designer. She is an MFA graduate of the University of Minnesota College of Design, a student of the Minnesota School of Botanical Art, and was artist in residence at Loring Park this past summer. Abbey has shown her work around the US and internationally, and is a faculty member at the University of Minnesota and Century College.

Bonnie Lauber-Westover holds a bachelor’s degree in studio art from the University of Iowa and master’s degree in studio art from Illinois State University. She has taught in the Minneapolis area for 25 years at schools, colleges and art centers. She has exhibited widely, juried many art competitions and been a visiting artist at many art centers and schools. Bonnie enjoys seeing former students who now exhibit, maintain studios, and work as artists!

Laurie Lausen is an avid rug hooker whose fiber journey has taken many paths. She began designing and hooking rugs in the early 1970s while still in school and in the 1980s founded L.J. Fibers, a Minneapolis-based studio, gallery and retail shop now known as the Wooly Red Rug. Laurie has been listed in the Directory of Traditional American Crafts as one of “America’s Best” since 2009. Many national publications have featured her work and published articles she’s written.

Susan Lyman worked as an art director in major advertising agencies and has been involved in the Minnetonka Center for the Arts for more than 15 years. Her sculpture work is primarily figurative and often life-sized. As a teacher she enjoys nurturing her students to develop their stone sculpting skills. Susan holds a B.A. in studio art, with a minor in anthropology from the University of Minnesota.

Ernest Miller, Jr. is a ceramicist and sculptor with extensive experience teaching adults and children. With a B.A. in three-dimensional studio art from Eastern Illinois University, Ernest is an exhibitor and award winner in many juried shows nationally and his work is widely collected.

Eric Mueller an artist and freelance photographer who has also worked as a filmmaker and producer in the Twin Cities for the past 25 years. With a B.A. from Carleton College and M.A. in Film Production Studies from the University of Iowa, Eric teaches iPhone photography online for iPhonePhotographySchool.com and locally for FilmNorth (formerly IFP Minnesota). His work has been exhibited nationally, and he has featured on TPT’s MNOriginal. He has about 50,000 followers on Instagram.

Holly Nelson is an experienced artist and teacher. Her award-winning drawings and paintings have been exhibited in more than 50 solo and group exhibitions throughout the Midwest. With a B.F.A. from the University of Minnesota, she has taught art in many venues including community art centers, public schools, the Minneapolis Institute of Arts as well as health care settings such as the Hennepin County Medical Center.

Judd Nelson has been creating welded and forged animal sculptures since he was 17 and completed his formal training at the University of Minnesota. He has taught at the Minneapolis Institute of Arts as well as in Native American and public schools around the country. Judd also worked in a number of capacities on Hometime, a National Public Television show.

Dorothy Odland holds both a B.F.A. and M.F.A. from the University of Minnesota. Through her career she has been an exhibitor, award winner, juror and gallery lecturer for 22 years at Walker Art Center. She is also a founding member and mentor with the Women’s Art Resources of Minnesota (the WARM). Her work is found in many corporate and private collections.

Curt Paulsen is retired professor, consultant, therapist and radio program producer. Over time he has made an observation regarding himself: He knows less and less for certain and, therefore, delights in learning from many venues, not least of all books and careful, respectful listening to others.

Lee Persell is the Ceramics Studio Manager for the Minnetonka Center for the Arts. She exhibits in shows and galleries throughout the Midwest and has taught at the Minnetonka Center for the Arts since 1997.

Diane Petron’s enthusiasm for all things creative began as a youngster. Nearly 20 years ago, she discovered the Minnetonka Center for the Arts and began taking classes in pottery and, later, fused glass. Though her B.A. is in Music Education, Diane has discovered that she enjoys teaching art much more than teaching music.

Frank Picos is a Sculpture Studio Assistant, Artist-Instructor and student at the Minnetonka Center for the Arts with a focus on stone carving. He is a member of the Society of Minnesota Sculptors. As a part-time artist with a career in construction, Frank holds an Associate in Applied Science (A.A.S.) degree in construction technology from New York City Community College.

William Reynolds has worked as a professional illustrator and designer since 1981 producing work for national and international clients and advertising agencies. With a B.F.A. from the Minneapolis College of Art and Design and M.A. in education from St. Catherine University in St. Paul, William taught at the Art Institutes International Minnesota for more than 10 years.

Ellen Richman is a well-recognized contemporary abstract painter. With a B.F.A. from the University of Minnesota, Ellen’s award-winning paintings have been widely exhibited. Her work is found in collections throughout the U.S. and Mexico and is currently represented by Circa Gallery in Minneapolis and Thomas Masters Gallery in Chicago.

Colleen Riley fell in love with ceramics in 1990 after taking the first course ever offered at the Northern Clay Center. Shortly after, she left her graphic design career behind to become a full-time ceramic artist. She founded the Minnesota Women Ceramic Artists non-profit and recently released a full-length DVD featuring her glazing, layering and resist techniques via Ceramic Arts Daily.

Danny Saathoff is a full-time artist and instructor who splits his time between sculptural art and jewelry design, believing that the two art forms directly influence one another. He has been featured on TPT’s MNOriginal and participated in the Walker Art Invitational jewelry artist showcase on multiple occasions. He teaches at Carleton College and is the vice president of the newly-formed Minnesota Jewelry Arts Guild.

Alan Sheffland began his artist’s journey young, taking photos of his neighborhood and its residents, selling a few to cover costs. He honed his visual skills becoming a Hollywood film editor working on TV commercials, shows and features, including many award-winning shows. After moving to Minnesota, he became a student then Artist-Instructor at the Minnetonka Center for the Arts where he has often exhibited his photography.

Craig Snyder was bitten by the metal bug during a class at MCFTA and has since taken the leap into creating sculptural public art and commissions. His work appears in shows throughout the country. He works mostly with steel, but also mixes in stainless steel, brass, copper, aluminum, stone, ceramic and wood into his sculptures. He has a degree in Ecological Sculpture from Vesper Atelier and enjoys meeting and hanging out with fellow sculptors (new and experienced) whenever he can.

Jenny Stice graduated from the Minneapolis College of Art and Design with a degree in Sculpture. Due to a split training of Environmental Education and Fiber Arts, Jenny’s artwork often takes shape as her current ecosystem of study. Her main format of creation is crocheting, though she has formal training in sewing and felting. Her artwork is displayed privately in Minnesota and with gallery representation in Lexington, Kentucky.

Audrey Stommes has an M.F.A. in painting and drawing from the University of Nebraska-Lincoln. She has taught there and at University of Wisconsin-Stout and the Lux Center for the Arts in Lincoln, Nebraska. She was an artist-in-residence at the New York Center for the Arts and Media Studies and the Vermont Studio Center. Her work is exhibited nationally, internationally and in solo exhibitions.

Tracie Thompson specializes in oils, murals, animal portraits and mixed-media work that taps into the life beneath the observable surface. With a B.F.A. from the University of South Florida-College of Fine Arts in Tampa, Tracie has exhibited in solo and multi-artist shows around the Twin Cities and in Florida and has experience teaching at community art centers.

Julie Vogl is a mosaic artist who began her work with stained glass in a neighborhood community class and in time made Tiffany-style lamp shades. Her desire for a new art form using glass evolved to mosaics. Working with beautiful colors, texture, beads and shapes, she adds dimensional mementos to create each of her unique designs.

If a class description lists “Art Center Faculty,” it means that as this catalog went to print, an instructor had not yet been assigned. Please check the class description on the website or call the Registrar for more current information.

Art Center Hours

September 5, 2017 – June 16, 2018

Monday	9 a.m. - 4 p.m.
Tuesday	9 a.m. - 9:30 p.m.
Wednesday	9 a.m. - 4 p.m.
Thursday	9 a.m. - 9:30 p.m.
Friday	9 a.m. - 4 p.m.
Saturday	9 a.m. - 4 p.m.
Sunday	closed

Art Center Café Hours

Mondays - Fridays 9 a.m. - 1:30 p.m.

The Art Center Café offers fresh baked goods and delicious lunch specials that change weekly. (Sorry, no take out.) To see the current menu, visit the Art Center Café webpage at minnetonkaARTS.org.

The Art Center is closed these dates in the 2017-18 academic year: November 23, December 24 – January 1*, May 28, July 4, and August 27 – September 3*

* Phone lines will be open M-F these weeks, excluding holidays, from 9 a.m. - 4 p.m. to take class registrations. There is no Open Studio when the Art Center is closed.

Weather closings will be posted on KARE, KSTP and WCCO television stations and websites.

Open Studio is a free benefit for currently registered students to continue artwork projects outside of class. Open Studio hours are posted by studio doors or available from the Studio Manager or Registrar.

The Registrar is available during Art Center Hours to help with questions, class registrations, donations, membership and more. To speak with a Registrar, stop by the front desk or call 952.473.7361, x. 160.

OUR MISSION

In the belief that the visual arts are indispensable to a healthy community, it is the mission of the Minnetonka Center for the Arts to provide teaching excellence, quality exhibitions and cultural enrichment for people of all ages, interests and abilities.


Minnetonka Center for the Arts

2240 North Shore Drive
Wayzata, MN 55391-9347

minnetonkaARTS.org
952.473.7361, x. 160

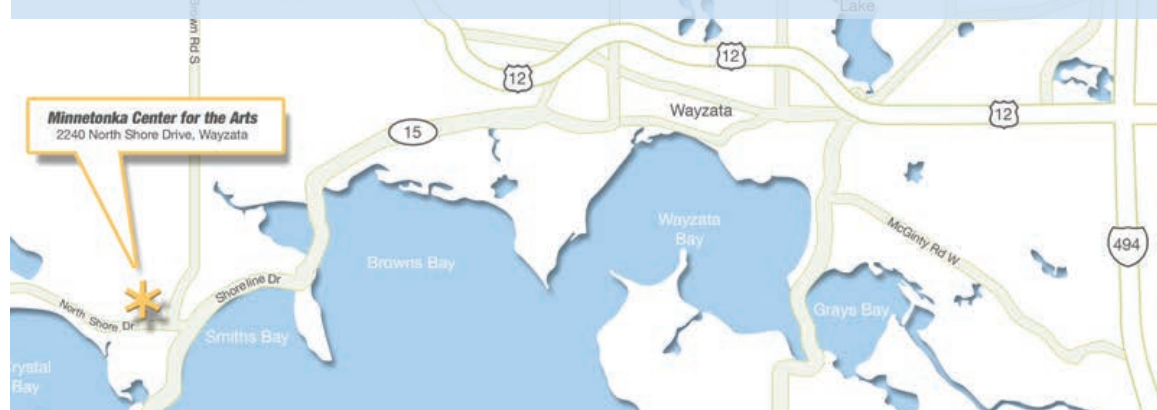
Nonprofit
Organization
U.S. Postage
PAID
Minnetonka
Center for the Arts

This activity is made possible by the voters of Minnesota through a Minnesota State Arts Board Operating Support Grant, thanks to a legislative appropriation from the arts and cultural heritage fund, and a grant from Wells Fargo.



DIRECTIONS 2240 North Shore Drive, Wayzata 55391-9347 (Enter complete address into GPS for accurate directions)

From the East 394 West to County Road 15 to North Shore Drive. (And from North & South via 494 to 394 West.)
From the West County Road 15 to North Shore Drive or County Road 11 W to County Road 15 to North Shore Drive.
From the North Brown Road to North Shore Drive or County Road 19 to County Road 151/North Shore Drive.
From the South MN41 to MN7 East to Country Road 19 North to County Road 15 to North Shore Drive.



VISUALLY SPEAKING/ WINTER 2018

Minnetonka Center for the Arts

Classes / Exhibits / Outreach

**Visual arts education for
all ages, interests and abilities**

Visual arts classes

in your backyard / PAGES 6 – 17

**Exhibits and opening previews are free
to the public / PAGE 2**



Everyone is welcome at the Art Center!

*Hang On by
Artist-Instructor Alan Shefland.
Artist Spotlight on page 5.*