



COVER IMAGES:
Local artists dazzle and amaze in the Arts of the Holidays Show & Sale!
This curated collection of handmade art and fine craft lets you support
the arts with your holiday shopping. Learn more on page 2.

VISUALLY SPEAKING/ WINTER 2017

Minnetonka Center for the Arts

■ Visual arts education for all ages, interests and abilities

ESSENTIAL DATES

Arts of the Holidays Show & Sale

November 10 (6 p.m.) – December 23
Laura H. Miles Gallery
Open Mondays - Saturdays
10 a.m. - 4 p.m.

Art Center Café

Open Mondays - Fridays
9 a.m. - 1:30 p.m.

**Winter class session
January 2 - February 25**

Please register by December 23
Early registration discount ends Dec. 10*

**Student Show
February 2 - March 2**

Laura H. Miles Gallery
Opening reception on February 2, 6 - 8 p.m.

**Contemporary American Botanicals
February 2 - March 2**

Murphy Room

**Spring I class session
February 27 - April 22**

Please register by February 18
Early registration discount ends Feb. 4*

**Spring II class session
April 24 - June 17**

Please register by April 15
Early registration discount ends April 1*

Summer Arts Camp

June 12 - August 25, 2017
Ages 5 to 15 / Half or full days
Registration opens in February

* Discount for currently enrolled students to continue
their artistic journey into the ensuing session

Your holiday shopping supports local artists! ■

Arts of the Holidays Show & Sale,
Nov. 10 - Dec. 23 / PAGE 2

Remember the Art Center in your year-end giving ■

As a member or a donor, your generosity
makes our work possible! / PAGE 4

**Artist Spotlights: Suzanne Galloway,
botanical and watercolor artist,
and Danny Saathoff, jeweler & sculptor** / PAGE 5 ■

**Printmaking class and workshop
offered this winter!** / PAGE 14 ■

Resolve to spend time at the Art Center ■
Classes, workshops, lectures and free exhibits.

What do you think of the catalog's new size? ■
So many new classes, we had to grow! / PAGES 8 - 17

RECYCLE! Share the News

When you're done, recycle this catalog by sharing it with a
friend, dropping it at your coffee shop, doctor/dentist office,
salon or fitness club. Everyone is welcome! We serve the
community and build community around the visual arts.

Arts of the Holidays Show & Sale

November 10 - December 23

free and open to the public

A juried collection of unique handmade art and fine craft items selected for character and value – ideal for holiday giving! Featuring more than 100 artists, the Arts of the Holidays Show & Sale has something for everyone. Discover original gifts and support local artists and arts education with your holiday shopping!

Find new collections by your favorite returning artists and discover new artists in Arts of the Holidays 2016.

pottery | glass | fiber | wood | paintings | sculpture | jewelry | and more!



Gallery hours: Monday - Saturday, 10 a.m. - 4 p.m.

Art Center Café hours: Mon. - Fri., 9 a.m. - 1:30 p.m.

Laura H. Miles Gallery / 2240 North Shore Drive, Wayzata

Exhibits Update

Making the visual arts available to everyone in the community is the heart of our mission. Exhibits and opening receptions are free and open to the public and our facility is fully accessible.

You'll discover original artwork on display for viewing and purchase in the gallery, throughout the building and at Ridgedale Center. To purchase artwork at the Art Center, see the Registrar at the front desk. To purchase artwork exhibited in the common areas of Ridgedale Center through the Partners in Art program, contact Bob Bowman at bbowman@minnetonkaarts.org or 952.473.7361, x. 17.

Student Show

February 2 - March 2

Laura H. Miles Gallery

Opens with a reception on February 2, 6 - 8 p.m.

This show illustrates the creativity, skill and inspiration that unfold in our studios every day. Exhibiting in a professional gallery setting is an important part of the artistic learning process and each year this show reminds us of the power, potential and importance of the visual arts in our lives. Come see what attracts people to our studios and keeps them coming back. It might even help you find the perfect class for your artistic journey.

Juried Figure Show

March 9 - April 7

Laura H. Miles Gallery

Opens with a reception on March 9, 6 - 8 p.m.

From primitive talismans to high-style portraiture, artworks depicting the human figure comprise one of the oldest and most enduring genres of art. This exhibition will present a juried selection of works of art and fine craft in a broad range of media depicting or inspired by the human form. Call for Entries now open, see page 18.



A gallery shot of the 2016 Student Show.



(top) *Definition* by Tara Sweeney, (bottom left) *Elongated Torso I* by Norman Holen and (bottom right) *Bathers* by Pratibha Gupta.

Contemporary American Botanicals

February 2 - March 2

Murphy Room



Indian Corn by botanicals student Sherry Sheahan.

In conjunction with the Student Show, we present a collection of botanical art by students of Suzanne Galloway's Contemporary American Botanicals classes exhibited in the Murphy Room. This is your opportunity to view natural subject matter captured in precise detail and a variety of mediums by Art Center students. Graphite, colored pencil and watercolor are all used to depict feathers, a bird's nest, a crabapple sprig, gourds, leaves, Indian corn, Indian pipes and more in scientifically accurate renderings. Enjoy botanical art in a fresh new approach.

Partners in Art at Ridgedale Center

Minnetonka Center for the Arts curates and manages a program of visual art displays in all public spaces throughout Ridgedale Center. The Partners in Art program has grown substantially with Ridgedale's renovation and expansion, providing a rich and varied presence of artwork by Minnesota artists for the approximately 14 million visitors who pass through the shopping center each year.



Exhibits Director Bob Bowman hosts a Walk and Talk of the displays at Ridgedale Center.

CALLS FOR ENTRIES can be found on page 18, the Exhibits webpage at minnetonkaARTS.org and at MNArtists.org. Calls are open now for the *Student Show*, *Juried Figure Show* and *Partners in Art* at Ridgedale Center.

/VISUALLY SPEAKING/

Winter 2017

CONTENTS

- 1 Essential Dates
- 2 Exhibits Update
- 3 Director’s Note / Art Center News
- 4 Thank You Donors / Welcome Members
- 5 Artist Spotlights:
Suz Galloway / Danny Saathoff
- 6 Art Spots: News from Artists,
Members & Students
- 7 Board Member Spotlight: Crissy Field
Staff Member Spotlights:
Dori Dedon-Mezei / Monica Brown
- 8 Winter Classes at a Glance
- 9-17 Winter Class Descriptions
- 18 Calls for Entries / Registration Details
- 19 Winter Artist-Instructor Bios
- 20 Art Center Hours / Mission / Directions

BOARD OF DIRECTORS As of the 9/21/2016 meeting

CHAIR	Jim Schwert
VICE CHAIR	Barbara McBurney
SECRETARY	Denise Leskinen
TREASURER	Lance Jeppson
MEMBERS AT LARGE	Andy Currie Crissy Field Susan Lipscomb Andrea Michaelson Kathleen Michaelson Terry Savidge
DIRECTOR EMERITUS	Laura H. Miles

ART CENTER STAFF

EXECUTIVE DIRECTOR	Roxanne Heaton, x. 15 rheaton@minnetonkaarts.org
FINANCE DIRECTOR	Kathy Glaubitz, x. 18 kglaubitz@minnetonkaarts.org
COMMUNICATIONS DIRECTOR	Sara Skalle, x. 12 sskalle@minnetonkaarts.org
EXHIBITS DIRECTOR & RETAIL MANAGER	Robert Bowman, x. 17 bbowman@minnetonkaarts.org
ADULT PROGRAM DIRECTOR	Mara Miller, x. 13 mmiller@minnetonkaarts.org
CHILDREN & YOUTH PROGRAM DIRECTOR	Nicole Buchholz, x. 26 nbuchholz@minnetonkaarts.org
CERAMICS STUDIO MANAGER	Lee Persell, x. 14 lpersell@minnetonkaarts.org
SCULPTURE STUDIO MANAGER	open, x. 11
EXECUTIVE ASSISTANT	Dori Dedon-Mezei, x. 10 ddedon-mezei@minnetonkaarts.org
REGISTRARS	open, x. 16 Anicka Schanilec, x. 16 registration@minnetonkaarts.org
GUEST SERVICES	952.473.7361, x. 16 information@minnetonkaarts.org
VOLUNTEER OPPORTUNITIES	Maryalice Brenk mmbrenk@mchsi.com
WEBSITE	minnetonkaARTS.org
FACEBOOK	facebook.com/artcentered
TWITTER	@Mtkacenter4arts

ABOUT THE COVERS

The Arts of the Holidays Show & Sale attracts visitors from all over the region. Thousands of handmade gifts of art and fine craft from more than 100 artists! Support the arts and shop local for the holidays this year.

Director’s Note

Dear Friends,

As I write, we are enjoying the last week of Richard Bresnahan’s pottery exhibit, *Selections from the Johanna Kiln*. It has been a gratifying month **having a master potter in our midst** and hearing how he has expanded, enlightened and inspired our ceramics community. This is visual arts education at its best, reaching outside to bring new perspectives and processes to its students. Thank you to Richard Bresnahan for all that he has shared and to Ceramics Studio Manager Lee Persell for making it happen.

Postcards for the **Arts of the Holidays Show & Sale** have arrived in homes across the West Metro. While it’s hard to believe that it’s already that time of year, we welcome our biggest exhibit and fundraising event of the year with excitement and anticipation. This event provides a rich and rewarding marketplace for local artists that attracts shoppers from throughout the five-state region. Its reputation for quality and unique handcrafted items continues to grow as the selection increases as well! Invite friends and family to join you as your holiday shopping supports artists and arts education this year.

Many of you have received our **fall funding appeal** in a bright green envelope. Please thoughtfully consider our request for support. The annual fund is a lifeline that sustains our mission and programming. While two-thirds of our operations is funded by tuition revenue, we must raise the balance – nearly \$400,000 this year – through contributions. Your gifts to the Art Center directly supports:

- More than 500 visual arts classes for adults and children a year.
- More than a dozen art exhibitions that are free and open to the public.
- Outreach programs that deliver art experiences to populations that may otherwise have no access.

NEW STUDENT DISCOUNT

If you’ve never taken a class with us before, enjoy a 10 percent savings on your first registration! (Details, p. 18) Call the Registrar at 952.473.7361, x. 16, and claim this benefit!

Piano lessons with Bella Shagalov

Lessons available at the Minnetonka Center for the Arts. Ages 5 to adult. Weekly 30-, 45- or 60-minute lessons. Two recitals a year.

bellapiano@hotmail.com
763.545.8270



As a nonprofit community art center, we make the visual arts available to the broadest possible audience regardless of age, income or abilities. If not for the generosity of funders like the Minnesota State Arts Board, McKnight Foundation and donors like you, this would not be possible. **Please give generously if you value the arts!** Every gift is greatly appreciated. If you did not receive the appeal mailing and would like to make a contribution, you may do so online at minnetonkaARTS.org using the Donations link, or by calling the Registrar at 952.473.7361, x. 16.

Welcome to the new slate of officers on the Board of Directors! Many thanks to Jim Schwert as he assumes the role of chairperson and we welcome Susan Lipscomb to the board. We thank Andy Currie, retiring board member, and Tom Hull, retiring chair, for their service to the board and dedication to the Art Center.

In closing, I encourage you to visit, especially if you haven’t before. **Come experience our amazing facility!** Visit the Arts of the Holidays, enjoy lunch in the Café and explore the studio corridor, observing art classes in action through their “store front” windows. We’re here for you, building community and making the visual arts available to all.

See you soon!

Roxanne L. Heaton
Executive Director

THANK YOU! Clean-Up Week Volunteers

Every year, the week before Labor Day, the Art Center closes to the public and everyone pitches in to clean and complete any maintenance work. The studios are cleared, and the floors are cleaned and sealed. We are very grateful to the dedicated students and members who helped us this year. While it’s a bit of work, there’s real gratification when the job is done. Thank you!

Clean-Up Week happens every year to provide the safest art-making environment for our students. Many hands make light work! Through the year, the studio is your special place. Please enjoy the benefits of the annual clean-up week and consider pitching in for two hours next year.

Clean-Up Week 2017 August 25 - September 1

Please let your instructor know that you are interested in helping out.

Bounty of Books

Nancy Johnson has given more than two years to inventory, catalog and overhaul our library. Integrating more than 1,000 books into the collection, she’s made it possible to find books by subject, title or author. This is a treasure and resource for students! Before any book crosses the threshold, complete checkout card (found inside the front cover) in the basket by the door.

Library Hours: M-F 9 a.m. - 4 p.m.



Volunteer Librarian Nancy Johnson.

Wi-Fi at the Art Center

Take advantage of free Wi-Fi when you’re in class. On your laptop, tablet or phone:

- Go to Settings (the gear icon) and turn on Wi-Fi.
- Click on MCFTA-Guest and enter the password (available from your instructor or the Registrar).

You’ll get better reception with Wi-Fi than cellular data (LTE) service. Plus, using the Art Center’s Wi-Fi saves money and avoids data fees from your cellular carrier.

Look for at the top of your screen, which means Wi-Fi is on. If you see bars or LTE, you’re using cellular networks for data. When in doubt, go to Settings and turn Wi-Fi on.

The Minnetonka Center for the Arts is pleased to offer this service to enhance your educational and creative experience. **To ensure high-speed Wi-Fi access for all, please don’t stream videos or music** (download what you need beforehand).

THANK YOU.

THANK YOU. THANK YOU TO ALL WHO MADE MEMBERSHIP, PROJECT, SPONSORSHIP, IN-KIND, CORPORATE, OPERATING AND CAPITAL GIFTS OF \$150 OR MORE BETWEEN JUNE 1 - AUGUST 31, 2016.

Contributions

JUNE 1 – AUGUST 31, 2016

\$50,000+

Minnesota State Arts Board
The McKnight Foundation

\$2,000 - \$6,000

Mary Swanbeck Bowman
Greystone Foundation /
Walter McCarthy and Clara Ueland
Mr. and Mrs. Thomas Hull
Prospect Creek Foundation /
Mr. and Mrs. Bruce Atwater
The Bank of America Charitable Foundation /
Lori and Wes Jones
The Longview Foundation / Mary C. Dolan

\$1,000 - \$1,999

Mrs. Joan L. Dayton
Fox Rothschild LLP
Mr. and Mrs. Jim Hornig
Eric Lucas
James and Caroline Schwert
The Longview Foundation /
Robert and Lucy Mitchell /
Eleanor and Fred Winston
Ward Law Offices

\$500 - \$999

1 Anonymous Donor
Abbot Downing
Anchor Bank
Andrea Hull
Global Gift Fund / The Cliff Foundation /
Clifford L. Otten
Andrea and George Michaelson
Mr. Edgar T. Savidge
Mr. and Mrs. Nate Schmiechen
Bill and Roxanne Soth
Wells Fargo Foundation
Whitney Foundation
Lori and Dave Wilken

\$150 - \$499

1 Anonymous Donor
Mrs. Beverly Bingham
Ms. Sara Brown
Mr. Scott Dressen and
Mrs. Roberta Antoine-Dressen
General Mills Foundation /
Jane and Walter Barry
Fidelity Charitable Gift Fund /
Gary and Joan Capen / Penelope A. Hunt
Mike and Nancy Casey
Patricia and George Foulkes
Laura and Daniel Good
John and Julie Hallquist

Steve and Penny Hornig
Charles and Melinda Moos
Ms. Marcia Townley
Mr. and Mrs. Gary L. Vars
Dr. Al and Sue Zelickson

Foundation Contributions

Fidelity Charitable Gift Fund /
Gary and Joan Capen / Penelope A. Hunt
Global Gift Fund / The Cliff Foundation /
Clifford L. Otten
Greystone Foundation /
Walter McCarthy and Clara Ueland
Prospect Creek Foundation / Bruce Atwater
The Longview Foundation /
Mary C. Dolan / Robert and Lucy Mitchell /
Eleanor and Fred Winston
The McKnight Foundation
Wells Fargo Foundation
Whitney Foundation

Corporate Contributions

Abbot Downing
Anchor Bank
Fox Rothschild LLP
The Bank of America Charitable Foundation /
Wes Jones
Ward Law Offices

Memorial/Tribute Contributions

In memory of CC and Cole Graham -
Greystone Foundation /
Walter McCarthy and Clara Ueland
In honor of Tom Hull /
Mr. and Mrs. Jim Hornig
In memory of DeeDee Hull / Andrea Hull /
Tom Hull
In honor of Barbara McBurney /
Penelope A. Hunt
In honor of Kingsley Murphy /
Jeff and Andria Fullerton
In honor of Andrea Michaelson /
Mr. and Mrs. Nate Schmiechen
In memory of Virginia Swanson /
Nancy Smith

In-Kind Contributions

Mr. and Mrs. Richard A. Bowman
Mr. and Mrs. Michael J. Brenk
Cynthia and Gregg Dyste
Andrea and George Michaelson

Welcome and thank you to all new and renewing members

JUNE 1 - AUGUST 31, 2016

Patron (\$1000)

Mrs. Joan L. Dayton

SPONSOR (\$250)

Mr. and Mrs. Michael J. Brenk
Dr. and Mrs. James Brownfield
Christine and James Field
Mrs. Susan Lipscomb
Andrea and George Michaelson
Mr. and Mrs. S. B. Osborn
Mrs. Carolyn Taylor

FRIEND (\$100)

Paul and Sandra Cimmerer
Ms. Ellen Estes
Patricia and George Foulkes
Anne and John Groton
Mr. Steve Pajor
Mrs. Cynthia Piper
Ms. Lorrie Salzl Seylar
Eleanor and Christopher Smith
Mr. and Mrs. Gary L. Vars
Dale and Ann Woodbeck

BASIC (\$55)

Mrs. Julie K. Allen • Mrs. Elizabeth Anderson
Gingie Anderson and Dr. Andrew Doroschak
Ms. Michele Angel • Mr. and Mrs. Larry
Barnett • Sandra and Gary Baron

Mrs. Nancy Beatty • Ms. Hadji Bensfield
Ms. Amy Bleeker • Ms. Ingrid Bloom
Jill and Kevin Bowman-Cashman
Mrs. Susan Breckner • Betty Bright and Jay
White • Ms. Beth Burgan • Bill and Terri
Burns • Ms. Kathleen A. Caldwell
Mrs. Ginny Campbell • Julie Carley and Gary
Mosiman • Ms. Ann Carlson • David and
Linda Carter • Dr. Angela Caszatt
Ms. Francene P. Christianson • Mr. David
Cooley and Ms. Catherine DeMars
Ms. Bonnie Cutts • Mrs. Beth Davis
Dori and James Dedon-Mezei • Ms. Janet M.
Donaldson • Ms. Sabine Douellou
Peg and Jerome DuBord • Jessica and Charles
Dunnagan • Ms. Amy Dvorak • Cynthia and
Gregg Dyste • Heidi and Frazier Eales
Ms. Barbara Eastbourne • John and Ludmila
Eklund • Ms. Linda Engel-Moore • Mr. Joe
Epping • Mr. and Mrs. Gary Ernst
Ms. Linda Ferguson • Beth and James Fink
Mr. and Mrs. Stuart Fogel • Ms. Elizabeth
Franklin • Ms. Suzanne Galloway
Ms. Susan Gebelein • Mr. Jim Geisinger
Ms. Jane Gleeson • Mr. Bruce Goodman
Ms. Stacy Graiziger • Judith M. Haeny
Ms. Bonnie J. Hagelberger • Ms. Barb Halleen
Mark and Leslie Haney • Norma and Thomas
Hanlon • Mr. Douglas Hanson

Mrs. Christine Hardcastle • Mrs. Maureen
Haworth • Ms. Bonnie Hector • Ms. Edie E.
Hermanek • Dr. and Mrs. Paul W. Hiller
Ms. Janet Holmgren • Mr. Bryan Holland
Ms. Amy Hubbard • Ms. Barbara Hum
Ms. Lori Jacobson • Mr. Jim H. Jahoda and
Mrs. Susie Dedo-Jahoda • Ms. Barbara Jeffries
Dr. Brenda G. Johnson • Mrs. Sylvie Johnson
Mr. and Mrs. Wallace R. Johnson • Ms. Kim
Kang • Mr. Joel Kaplan • Ms. Cynthia Kath
Ms. Jody Kaye • Mrs. Virginia Keegan
Barbara Kellett • Mr. and Mrs. Jim Kieley
Ms. Dede King • Ms. Penny King • Ms. Lori
Kroll • Mrs. Lauren Kuhl • Mr. and Mrs.
Wayne J. Larson • Ms. Holly M. Larson
Ms. Laurie Lausen • Ms. Kerstin Lee
Ms. Diane Lempke • Mrs. Kristen LeNeave
Mrs. Valerie Lepee • Mrs. Valerie Lepee
Denise and Bill Leskinen • Ms. Patricia
Linstroth • Ms. Marjorie A. Loeffler
Susan Lyman • Gini and George MacDonald
Kathy Anne Mack • Mrs. Louise Magnuson
Ms. Carol Malkinson • Ms. Jenell Matthews
Barbara McBurney • Ms. Marie McCarthy
Ms. Terry L. McFarland • Ms. Angela
Meshbesh • Ms. Dorit Miles • Mrs. Hetty
Mitchell • Ms. Deanne Moss • Mr. and Mrs.
Peter Myhre • Mrs. Rebecca Nelson
Polly Norman • Ms. Debra O'Connor

Ms. Mary Opatz Herges • Mrs. Shari Parsons
Dr. Denise Pasmanter • Ms. Lisa M. Paulson
Mrs. Elisa Peltola • Dr. Alya Pender
Ms. Barbara Peterson • Mrs. Bambi
Peterson Anderson • Mrs. Andrea Picon
Mrs. Cynthia Piper • Mr. Charles E. Pitschka
Ms. Yoriko M. Price • Erika and Matt Ramsey
Catherine and Alfred Rashid II • Mr. and
Mrs. Michael J. Reinert • Mrs. Diane Robinson
Ms. Ilse H. Roosen • Ms. Carol Rueppel
Mrs. Joellyn Rustad • Ms. Anne Ryan
Ms. Linda Sallee • Mrs. Stacy Salmi • Dr. Kim
Scanlan • Mr. and Mrs. Charles Schulz • Katie
and Ken Searl • Mr. and Mrs. George Seim
Ms. Linnea Sime • Mrs. Sherry Sivo • Mr. Brian
Sjoquist • Ms. Lisa Slezak-Moser • Ms. Mary
Sohlberg • Ms. Kristin Southard • Mr. and
Mrs. Richard Spiegel • Mr. and Mrs. Brad
Stapleton • Ms. Catherine Stepanek • Mrs. Jae
Swenson • Elizabeth and Mayer Tapper
Mrs. Vicki Thompson • Ms. Rachel Traynham
Mrs. Marietta Turner • Mrs. Patricia M.
Vaurio • Mr. Vaughn Villcheck • Mr. and
Mrs. Frank Vogl • Ms. Shirley Wade-Hayhurst
Mr. Kent Severson and Ms. Sally J. Wagner
Ms. Kelly Whalen • Ms. Marilyn Wick
Mr. and Mrs. David N. Williams • Michael
and Lynda Wilson • Mr. and Mrs. James
Wolff • Mr. Mark Yanik

You make a Difference!

As a non-profit community art center, we are driven by our mission to make the visual arts available to the broadest possible audience in the Metro area and state. We believe that for communities to be vibrant, healthy and thriving, the visual arts are indispensable! That's why we focus on delivering three things:

- Quality classes in so many different mediums
- A year-round exhibits program filled with events that are open to the public and free
- Outreach programs that provide art experiences for populations who otherwise may not have access.

If you believe in these things, too, become part of our work!

Please support us with a donation and a membership today.



Membership Benefits

\$55 Basic Household Membership (\$50 for Seniors – age 62+)

- 10 percent member discount on classes for all household members
- Invitations to special exhibit openings and events
- Eligibility to enter Members' Show and exhibits at Ridgedale Center
- Higher commissions on sales of member exhibited art
- \$10 discount on membership at the Walker Art Center
- Discount on workshops at the Madeline Island School of the Arts

\$100 Friend Membership

- All the benefits listed above, plus coupon for free coffee and baked good in the Café

\$250 Sponsor Membership

- All the benefits listed above, plus coupon for a free lunch for two in the Café

\$1000 Patron Membership

- All the benefits listed at left, plus free use of the Henrietta Murphy Room once a year
- Acknowledgement on our Patron's Plaque

All gifts of \$150 a year or more are acknowledged in the quarterly newsletter and the annual report. All donors of a cumulative total of \$1,000 or more during the year are honored on the Patron's Plaque in the main lobby.

Walker Art Center members receive a \$5 discount off a Minnetonka Center for the Arts membership. MCFTA members receive a \$10 discount off a Walker Art Center membership.

To join, renew or purchase your membership, call 952.473.7361, x. 16 or go to minnetonkaARTS.org and select MEMBERSHIPS.

Anytime, Anywhere

You may support the Minnetonka Center for the Arts anytime, anywhere. Go to minnetonkaARTS.org and select MEMBERSHIPS or DONATIONS. For tax reporting convenience, go to LOGIN and select *new user registration* to complete a brief profile and set login information. Then you may login anytime to review or print your giving history.

ARTIST SPOTLIGHT Suz Galloway



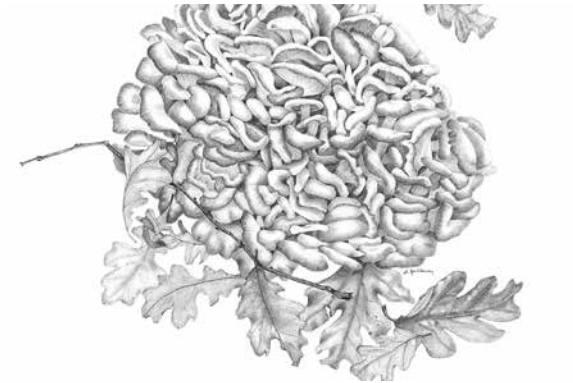
Suz Galloway (clockwise from top) *Postcards from the Sky*, *May Apple*, *Dancing Light* and *Hen of the Woods*.

As she captures the beauty and complexity of the natural world, Suz Galloway works both ends of the watercolor painting spectrum. As an accomplished botanical artist, she renders scientifically-accurate portrayals of nature. The other way of painting is her release.

“Every good watercolor has looseness in it, it’s just controlled,” says Suz. “I just have taken it to the extreme in my Wet-into-Wet class, and the reason I do is that it is such a good relief valve to the tightness of botanical work.”

She may be finding middle ground, now. Working realistic, but not tight, is an emerging form of joy and endeavor for Suz. Recently completing a workshop with internationally-known Andy Evansen, she’s inspired by his use of shapes and middle values, rather than details, to provide information.

Passion for painting began at age five when her mother enrolled her at the John Herron Art Institute in Indianapolis for a Saturday class. Suz completed a triple major of studio art, art history and philosophy at DePauw University in Chicago and also completed a graduate degree. Art was always in her life but never as a career. Instead she worked as a designer and buyer for Dayton Hudson and Department 56.



In 1993 life shifted to art when she opened an art gallery in Wayzata showcasing original works by regional artists. “I loved it! I loved every aspect,” says Suz, though the gallery closed too soon due to a rise in rent. That was when Suz connected with the Minnetonka Center for the Arts, where she fills botanical art classes and has helped grow the watercolor painting program.

Type A, driven by exceedingly high expectations of herself, Suz admits that she is challenged by her balanced brain hemispheres. “It’s why I succeeded in business, but I am much different from many [right-brained] artists who are able to just create. I have to have a plan.”

A few years ago, Suz was inspired to document the last remnants of the Big Woods and, searching for a partner to get legs under the project, took it to the Minnesota Landscape Arboretum. They embraced it and it’s now become a 500-year project! “I couldn’t have imagined that it would become as big or as solid as it is,” says Suz, adding that many of the artists involved are students from the Minnetonka Center for the Arts, confirming the strength of our botanical program.

Suz teaches the American style of botanical painting, which embraces the design principles of fine art, not only strict scientific illustration. “My push has always been that I want to see botanical art accepted as fine art, and that’s how I teach,” says Suz.

As a teacher, Suz is lavish with demonstrations and one-on-one guidance. “I love watching a student be successful. That’s my whole drive; whatever I need to do to help a student be successful is how I want to approach teaching. Whatever reason they had taking the class, I want them to be successful.”



ARTIST SPOTLIGHT Danny Saathoff

Is Danny Saathoff a jewelry designer or a sculptor? Yes.

“My jewelry is small-scale sculpture and my sculpture is large-scale jewelry. And so it is really a matter of scale to a certain point,” says Danny, Artist-Instructor of, yes, both jewelry and – this session – sculpture at the Art Center. “I think of wall pieces as jewelry of the house. Once you leave the gallery of the body, it becomes sculpture. And once you put the artwork on the body, it becomes jewelry. That’s how I approach where I’m at right now.”

That is now, but if you rewind back in time, Danny thought he was destined to be a commercial artist when he discovered metalsmithing while in college at the University of Wisconsin-Stout. After graduation, he headed to Colorado to become a ~~ski bum~~ goldsmith and jewelry maker.

Then a friend introduced him to sailing, taking him out on a high mountain reservoir. “I can pinpoint everything to that moment where the trajectory of my life completely changed,” says Danny. “Within a year I was back here and had my boat on Lake Superior. It hooked me so hard and so fast. Everything changed.”

He began making jewelry, inspired by the new center of his life – a sailboat and the elegant winches, hardware and shapes found on it. Working with found objects, Danny’s jewelry is consistent in meticulous detail. He aptly considers his jewelry pieces to be mini sculptures. When some collected found objects were too large to integrate into jewelry, Danny created a sculptural wall box. It was smaller than a cigar box but felt huge, both physically and figuratively, as it became the first step from jewelry to sculpture.



Fifteen years later, Danny’s work continues to be markedly meticulous. While making jewelry remains a mainstay, his sculptures, which carry the same aesthetic, have become larger, kinetic and frequently commissioned. Most recent is a commission by the Minneapolis-St. Paul Airport. In January, travelers will enjoy more than 24 zeppelin-like flying kinetic sculptures in the Humphrey Terminal similar to the ones seen in our gallery during the Faculty Show this fall.

“I don’t want people to look at my artwork and walk away from it. I want them to physically interact with it in order for it to take on its full meaning,” says Danny. “One of my favorite things at openings is to actually get behind people and take pictures of them taking pictures of my work,” he adds with a smile.

Asked if he identifies more as a jewelry-maker or sculptor, the answer is that it depends on the time of year. You see, Danny teaches metalsmithing at Carlton College in the spring and fall, so he’s much more into jewelry making during those months. Winter is when he’s doing his own work which gravitates to sculpture. Summer, he’s sailing!



Danny Saathoff (two sculptures, l-r) *Hummingbombshell* and *Disco War Ship*



Art Spots

Building community by sharing good news!
News briefs from Artist-Instructors, students and members of the Minnetonka Center for the Arts.

If you visit The Atelier in downtown Minneapolis you will see the pastel portraits of **Jeanne Aaron**, Artist-Instructor, on December 2-3, then catch an exhibit of her batik at the Textile Center of Minnesota, January 12 - February 25.



Luminous Light by Julie Allen

Julie Allen, painting student, has the honor of her watercolor *Luminous Light* being featured on a 2016 Courage Card.



Wonder by Krissy Catt

Congratulations to ceramics handbuilding Artist-Instructor **Krissy Catt** who received the Minnesota Porcelain Arts Guild award with her piece *Wonder* in the Minnesota State Fair.



Morning Commute-Beijing by Michele Combs

We are happy to share that **Michele Combs**, oil/acrylic painting Artist-Instructor, was the featured artist in the Fall 2016 *Exploring TOSCA* magazine, with her painting (above), *Morning Commute-Beijing*, on the front cover.



Fabrics of Time I by Michèle Coppin

The unique reversed painting on glass artwork of Artist-Instructor **Michèle Coppin**, including *Fabrics of Time I* of her Labyrinth series (above), will be exhibited in the Healing Arts program at Hudson Hospital in conjunction with the Phipps Art Center. Michèle will be teaching at the Wilder Foundation, St Paul (supported by an MSAB grant) and a visual arts and poetry program with Alzheimer's Poetry Project Minnesota (supported by an MRAC grant), continuing her work with seniors with memory loss and their caregivers.

Artist-Instructor **Doug Garder** has been exhibiting his work at several area hospitals through the Phipps Center for the Arts Healing Arts program this year. Most recently, eight of his drawings will be exhibited at Presbyterian Homes Memory Care Center in Bayport, Minn., from September 13 through December 11.



Sunset, Isla Mujeres by Doug Garder



Season's First Snow by Catherine Hearing

Season's First Snow, a watercolor by Artist-Instructor **Catherine Hearing**, was honored with third place in the watercolor class at the Minnesota State Fair! Catherine will be exhibiting at the Ames Center Gallery show, *Best of Bonnie and Friends*, December

through January. As part of the Plein Air Grand Marais Festival, her work will be exhibited with 60 invited artists at the Johnson Heritage Center in Grand Marais until November 13.



Treasure Tower by Gail Katz James

Visit Mankato and you'll find *Treasure Tower*, a sculpture by fiber Artist-Instructor **Gail Katz James** installed as part of the 2017 CityArt Sculpture Walk. The interactive 7-foot steel, glass and mixed-media sculpture, which includes three doors for viewers to explore, was funded in part by an Artist Initiative Grant from the Minnesota State Arts Board.



St. Croix Overlook by Cynthia Kath

After receiving Honorable Mention (fourth place) in the Hudson Plein Air event and participating as an invited artist in Plein Air Grand Marais, pastel Artist-Instructor **Cynthia Kath** will be exhibiting through November 27 in the Phipps Center's exhibit *National Parks - Personal Narratives*.



Hearts and Tulips by Laurie Lausen

Watch for an article by fiber Artist-Instructor **Laurie Lausen** to appear in the premier issue of *Wool Works*, a new, quarterly fiber arts magazine, to be released in January 2017. It will include her *Hearts and Tulips* design for rug hooking, punch needle work and wool appliqué.



Suspended Though Light by Keren Kroul

Find the expansive watercolor paintings of Artist-Instructor **Keren Kroul** in a solo exhibit entitled, *Keren Kroul: Unquiet Territories*, at Augsburg College, Christensen Gallery, from November 7 through December 20.



Hairdryer Bee by Paul Meisel

Jeopardy question: What is a Bee by sculpture Artist-Instructor **Paul Meisel**? Answer: An artful assemblage up-cycling a very old hairdryer, extra-long lamp finial, table lamp, plate, steel rods, pipe caps and barbecue grilling baskets!

Carl Nanoff, an MCFTA student and member, recently had a 3 x 3-inch print, entitled *Organic PC Chip Non-GMO Project 1*, accepted into the 2nd New York International Miniature Print Exhibition at Manhattan Graphics Center. The exhibit, curated by David Kiehl, the Nancy and Fred Poses Curator of Prints for the Whitney Museum of American Art, New York, runs November 1 through December 18. Last year, 270 artists from more than 35 countries submitted work to this exhibition, bringing together a diverse representation of the print world today.



Egret by Judd Nelson

Sculpture Artist-Instructor **Judd Nelson's** texting girl, entitled *Lost in Space*, can be seen outside the Atrium window at the Art Center now, but she spent the summer at the Landmark Center in downtown St. Paul and at the Minnesota State Fair. In addition, Judd has 19 sculptures publicly exhibited throughout the Midwest for the next 12 months. He was invited

to be one of two jurors for the Edina Art Center Members' Juried Art Exhibition and participated in his first plein air competition this summer at Plein Air Grand Marais.



Cats/Dahlia by Holly Nelson

Drawing, painting and outreach Artist-Instructor **Holly Nelson** will have a solo exhibit at the Hennepin County Medical Center in downtown Minneapolis in the Red Building Skyway this spring. The show is sponsored by HCMC's Inspire Arts, a multi-disciplinary program that annually stages eight exhibits featuring local artists to engage patients, visitors and employees and provide a visual oasis from the healthcare environment.



Encaustic Installation by Jodi Reeb

A November grand opening at the IndiGO apartments in Bloomington will reveal an installation of 13 encaustic paintings by Artist-Instructor **Jodi Reeb** on elevated acrylic disks, inspired by and capturing the energy, movement and transition in this busy lobby.



Ruby Earrings by Linda Seebauer-Hanson

Commissioned to help celebrate 40 years of marriage, metalsmith Artist-Instructor **Linda Seebauer-Hanson** designed and created ruby earrings using roll printing to generate a surface pattern on sterling silver sheet, die forming, soldering and other fabrication techniques. This spring, Linda will be at Penland School of Crafts in North Carolina assisting teaching artist David Jones and students in Multifaceted Fabrication from March 12 through May 3.

This fall was back-to-school for Artist-Instructor **Jenny Stice**, who teaches Summer Arts Camp and Children and Teen classes. She's started graduate school at Augsburg College in Minneapolis working toward a master's degree in art education and gaining her K-12 art education certification.



Seeing Nature by Tara Sweeney

His Curls, a portrait by watercolor Artist-Instructor **Tara Sweeney**, was exhibited in the Minnesota State Fair Juried Exhibition and included in a *Star Tribune* article by Mary Abbe. Her watercolor accordion journal *Seeing Nature* is the basis of a commission by Augsburg College for the Hagfors Center for Science, Business, and Religion.

Welcome these new Artist-Instructors and see their bios on page 19:
Samuel Dahl teaching *Solar Plate Printing* (page 14) and *Introduction to Mono Printing* (page 16) / **Susan Frame** teaching *Sumi-e*, Chinese brush painting (page 15) / **Kristin Greivich** teaching *Impressionist Oil Painting* (page 11) / **Sonja Hutchinson** teaching *Advanced Beginner Watercolor* and *Gesture and Mood in Watercolor* (page 13)

Look for these Artist-Instructors in the Arts of the Holidays Show & Sale:
Michele Combs / Catherine Hearing / Laurie Lausen / Susan Lyman / Ernest Miller / Ria Neilson / Judd Nelson / Holly Nelson / Lee Persell / Diane Petron / Linda Seebauer-Hanson / Patty Carmody Smith / Tracie Thompson / Julie Vogl

Art Center Community

Meet some of the stars of the Minnetonka Center for the Arts who continually strive to build community and enhance your experience with us.

BOARD MEMBER SPOTLIGHT Crissy Field

Crissy Field was introduced to the Art Center by her mother-in-law, wildlife photographer Rebecca Field, who knew it would be a great match. A board member since 2014, Crissy has proven to be great advocate for the Minnetonka Center for the Arts.

“I’ve always been interested in art and when my family moved to the western suburbs, it made sense to get involved,” says Crissy. She brings a love of the visual arts born out of years spent in Paris after college and previous nonprofit leadership as executive director of KidsFirst Scholarship Fund of Minnesota. Impressed by the vast array of mediums taught here, the roster of Artist-Instructors and the Art Center’s leadership, Crissy was motivated to join the board. She recognized that the organization is not only passionate about, but also successful at fulfilling its mission to make the visual arts available to all.

Being one of the younger board members, Crissy has a personal goal of motivating peers from her generation to come to events, get interested and

involved with the Art Center.

With a B.A. in international affairs from the American University in Washington, D.C. and graduate work in Comparative Diplomacy and International Communications through Boston University’s graduate programs in Paris, Crissy’s career includes work in Washington D.C., at the White House, in Paris at the United States Embassy, and in New York and London as vice president, business development and chief of staff to Bruce Wasserstein at Wasserstein Perella & Co., Dresdner Kleinwort Wasserstein, and Lazard Frères.

“Crissy brings extraordinary talent and experience to our Board of Directors,” says Executive Director Roxanne Heaton. “I especially appreciate her practical administrative perspective as a former nonprofit executive director.”

Crissy lives in the area with her husband and four children.



STAFF MEMBER SPOTLIGHT Dori Dedon-Mezei



Two years ago, Dorottya (Dori) Dedon-Menzei stepped into the front and center role of Registrar and brought a world of experience to the Minnetonka Center for the Arts.

Five years prior to moving to Minnesota, Dori had a successful administration career at Szent Istvan University in Godollo, Hungary. As assistant to the vice-rector for education and as international coordinator, she managed European Union (EU) funded scholarships, represented the University at annual conferences and international fairs, promoted programs to students and hosted visiting international academic and government delegations. In addition to speaking four languages, Dori holds two undergraduate degrees in agricultural economics and international relations and a Master’s Degree in rural development and environmental economics.

“I love the location of the Art Center! You don’t have to go downtown for quality visual arts – it’s right here in the community, residential and kind of homey, but in a really beautiful, urban building,” says Dori. “For me, it’s wonderful to find such a high-caliber educational resource where I can use my skills and be close to home!”

We’re happy to announce that Dori has been promoted to the Executive Assistant role supporting the Executive Director, Finance Director and facilitating development efforts. As Registrar, Dori found it most gratifying to help new students find the right class and enjoyed watching the surprise and awe of first-time visitors to the Art Center. While she will miss seeing students every day, she’s looking forward to using her skills and experience more fully.

Dori is an avid hiker, finishing the nearly 500-mile Camino de Santiago in Spain in 2007, and singer, touring Europe with her award-winning choir of 20 years. She’s also an active mom, and holds the distinction of successfully engaging every member of her family in an Art Center program!

CAFÉ SPOTLIGHT Monica Brown

Wasn’t it fun to see Chef Melinda on the October cover of *Lake Minnetonka* magazine? We are going to seize this opportunity to shine the spotlight on her Café partner and cashier, Monica Brown!

Most of us know Monica as the sunny personality greeting and checking customers through the Art Center Café lunch line. While she bills herself as just a Minnesota farm girl at heart, Monica’s had an impressive 38-year spa management career in the U.S. and abroad.

Most recently, as executive vice president of FloraSpa, Monica consulted, delivered seminars and developed signature spa treatments and products for five-star destinations such as the Don CeSare, Broadmoor and La Quinta Resorts. She even developed the chocolate spa concept for the Hershey Hotel!

Beginning her working career as an electroencephalogram (EEG) technician took Monica to the International Children’s Hospital in Zürich, Switzerland, where she discovered European health spas. After completing her B.A. degree, she began work with a doctor in Saint Maarten doing seawater hydrotherapy. Not only has Monica held leadership roles with leading resorts, hotels and health clubs across the country – and at Ruth Stricker’s The Marsh in Minnetonka – she has been quoted as an expert in the *New York Times* and had by-lined articles published in leading trade magazines.



























Now semi-retired, Monica is happy to work at the Art Center where her two daughters once took classes. “I just love that it’s a community within a community,” she says. “The caliber of the art exhibited, the instructors and the classes – it’s such a gem, right here!”

And that is the story of Monica Brown, of Brown Road, who now gardens, lives happily with her husband and walks to work to make our days a little brighter.



Monica Brown, left, and Chef Melinda Alves, right.

Winter 2017 Class Schedule

Ceramics	WINTER	CLASS TITLE	PAGE	ARTIST-INSTRUCTOR	MON	TUE	WED	THU	FRI	SAT
9:30 AM - 12:30 PM	C90317	Beginning and Continuing with Clay	9	Bowman	•					
9:30 AM - 12:30 PM	C90517	Pottery in the Making	9	Persell		•				
6:00 PM - 9:00 PM	C90017	Beginning/Intermediate Pottery	9	Persell		•				
9:30 AM - 12:30 PM	C94417	Ceramic Sculpture	9	Catt			•			
1:00 PM - 4:00 PM	C94117	Ceramic Sculpture II - Totems and Beyond	9	Catt			•			
9:30 AM - 12:30 PM	C90617	Pottery in the Making	9	Persell				•		
6:00 PM - 9:00 PM	C97617	Clay: Form and Surface	9	Miller				•		
12:30 PM - 3:30 PM	C91817	Stoneware and Porcelain	9	Persell/Bowman						•
Drawing	WINTER	CLASS TITLE	PAGE	ARTIST-INSTRUCTOR	MON	TUE	WED	THU	FRI	SAT
9:30 AM - 12:30 PM	C47217	Drawing with Colored Pencils	10	Lauber-Westover	•					
1:00 PM - 4:00 PM	C45817	Learn to Draw	10	Garder	•					
1:00 PM - 4:00 PM	C40117	Pen and Ink	10	Garder		•				
6:30 PM - 8:30 PM	C45517	Figure/Life Drawing	10	Stommes		•				
Fiber Arts	WINTER	CLASS TITLE	PAGE	ARTIST-INSTRUCTOR	MON	TUE	WED	THU	FRI	SAT
9:30 AM - 12:30 PM	C73017	Beginning Weaving	10	Bestler	•					
9:30 AM - 12:30 PM	C70017	Intermediate Weaving	10	Bestler		•				
9:30 AM - 12:30 PM	C70417	Wednesday Weaving	10	Bestler			•			
1:00 PM - 4:00 PM	C71017	Beginning Rug Hooking	10	Lausen			•			
1:00 PM - 4:00 PM	C71117	Intermediate Rug Hooking 	10	Lausen			•			
9:30 AM - 12:30 PM	C72017	Weaving on Table Looms	10	Bestler				•		
Glass	WINTER	CLASS TITLE	PAGE	ARTIST-INSTRUCTOR	MON	TUE	WED	THU	FRI	SAT
1:00 PM - 4:00 PM	C98117	Creative Glass Design 	11	Graham		•				
6:00 PM - 9:00 PM	C98317	Creative Glass Design 	11	Graham		•				
Jewelry	WINTER	CLASS TITLE	PAGE	ARTIST-INSTRUCTOR	MON	TUE	WED	THU	FRI	SAT
9:30 AM - 12:00 PM	C85717	Intermediate Jewelry Design	11	Saathoff	•					
12:30 PM - 3:00 PM	C83217	Beginning Silversmithing and Jewelry Design	11	Saathoff	•					
Painting (Acrylics, Oils, Pastels)	WINTER	CLASS TITLE	PAGE	ARTIST-INSTRUCTOR	MON	TUE	WED	THU	FRI	SAT
9:30 AM - 12:30 PM	C40617	Contemporary Abstract Painting	11	Richman	•					
1:00 PM - 4:00 PM	C43017	Impressionist Oil Painting 	11	Grevich	•					
9:30 AM - 12:30 PM	C41417	Intermediate/Advanced Painting Studio	11	Odland		•				
9:30 AM - 12:30 PM	C44117	Painting Essentials: Techniques	11	Kroul		•				
1:00 PM - 4:00 PM	C41517	Beginning/Intermediate Painting Studio	12	Odland		•				
6:30 PM - 9:30 PM	C41717	All Levels Painting Studio	12	Odland		•				
9:00 AM - 12:00 PM	C40417	In the Style of French Masters 	12	Coppin			•			
1:00 PM - 3:30 PM	C46317	Portrait Painting in Oils	12	Stommes			•			
9:30 AM - 12:30 PM	C42817	Painting Essentials: Color 	12	Kroul				•		
9:30 AM - 12:30 PM	C48117	Landscape Painting in Oil or Acrylic	12	Combs				•		
1:00 PM - 4:00 PM	C41017	Draw and Paint from Photos	12	Thompson				•		
6:30 PM - 8:30 PM	C46617	Beginning in Oils 	12	Thompson				•		
9:30 AM - 12:30 PM	C49717	Contemporary Abstract Painting	12	Richman					•	
12:30 PM - 3:30 PM	C40917	Intro to Acrylics 	12	Garder						•
Painting (Watercolors)	WINTER	CLASS TITLE	PAGE	ARTIST-INSTRUCTOR	MON	TUE	WED	THU	FRI	SAT
9:30 AM - 12:30 PM	C45017	Contemporary Botanicals I and II	13	Galloway			•			
1:00 PM - 4:00 PM	C42517	Advanced Beginner Watercolor 	13	Hutchinson			•			
9:30 AM - 12:30 PM	C42417	Continuing Watercolor III	13	Hearding				•		
1:00 PM - 4:00 PM	C42617	Continuing Watercolor II	13	Hearding				•		
6:00 PM - 8:30 PM	C42317	Gesture and Mood in Watercolor 	13	Hutchinson				•		
Photography	WINTER	CLASS TITLE	PAGE	ARTIST-INSTRUCTOR	MON	TUE	WED	THU	FRI	SAT
9:30 AM - 12:30 PM	C61417	Photography: Composition and Design	13	Groton	•					
9:00 AM - 12:00 PM	C61517	Intermediate Digital Photography	13	Beihl		•				
1:00 PM - 4:00 PM	C66217	Beginning Digital Photography	13	Faculty		•				
9:30 AM - 12:30 PM	C61017	Making Photographs	13	Beihl			•			
1:00 PM - 4:00 PM	C61117	Abstract Digital Photography	13	Beihl			•			
Printmaking	WINTER	CLASS TITLE	PAGE	ARTIST-INSTRUCTOR	MON	TUE	WED	THU	FRI	SAT
1:00 PM - 4:00 PM	C64217	Solar Plate Printing 	14	Dahl				•		
Sculpture	WINTER	CLASS TITLE	PAGE	ARTIST-INSTRUCTOR	MON	TUE	WED	THU	FRI	SAT
9:30 AM - 12:00 PM	C87917	Balanced Sculpture 	14	Saathoff			•			
12:30 PM - 3:30 PM	C82917	Stone Carving Beginning/Intermediate	14	Lyman			•			
6:00 PM - 9:00 PM	C82717	Evening Stone Carving	14	Leeman				•		
9:30 AM - 12:30 PM	C83017	Stone Carving Beginning/Intermediate	14	Lyman						•
Sampler Saturday	WINTER	CLASS TITLE	PAGE	ARTIST-INSTRUCTOR	MON	TUE	WED	THU	FRI	SAT
10:00 AM - 12:00 PM	CS90AM17	Ceramics Sampler	16	Faculty						2/18
10:00 AM - 12:00 PM	CS40AM17	Drawing Sampler	16	Faculty						2/18
1:30 PM - 3:30 PM	CS45PM17	Painting Sampler	16	Faculty						2/18
1:30 PM - 3:30 PM	CS10PM17	Kids Art Exploration Sampler (Ages 6-12)	16	Stice						2/18
Workshops for Adults	WINTER	CLASS TITLE (sorted by date)	PAGE	ARTIST-INSTRUCTOR	MON	TUE	WED	THU	FRI	SAT
9:30 AM - 4:00 PM	C476W17	Pastels: Value and Color	15	Kath		1/10,17				
9:30 AM - 4:00 PM	C442W17	Beginning Botanicals: The Art of Seeing 	15	Galloway					1/20	1/21
9:30 AM - 3:30 PM	C443W17	Valentine Art Cards 	15	Galloway					1/27	
10:00 AM - 3:30 PM	C483W17	Painting Cats and Dogs 	15	Thompson						1/28
10:00 AM - 4:00 PM	C943W17	Sumi-e (Chinese brush painting) 	15	Frame						1/28
9:00 AM - 4:00 PM	C775W17	Joy of Felting: Awesome Tote 	15	Granbeck					2/3	
9:30 AM - 4:00 PM	C718W17	Inkle Loom Weaving	15	Bestler					2/10	
9:00 AM - 4:00 PM	C643W17	Introduction to Mono Printing 	16	Dahl					2/10	2/11
9:30 AM - 4:00 PM	C449W17	Negative Painting with Watercolor 	16	Kandiko						2/11
9:00 AM - 3:30 PM	C429W17	Painting Shadow with Watercolor 	16	Hearding					2/17,24	
9:30 AM - 4:00 PM	C729W17	Glass Pendant with Kumihimo Necklace 	16	Petron/Bestler						2/25
Workshops for Families	WINTER	CLASS TITLE (sorted by date)	PAGE	ARTIST-INSTRUCTOR	MON	TUE	WED	THU	FRI	SAT
10:00 AM - 12:00 PM	C071W17	Clay Penguins (Ages 5+ and an adult)	17	Catt						1/14
1:00 PM - 3:30 PM	C053W17	Gorgeous Glass Mosaic (Ages 10 to adult)	17	Petron						1/28
1:30 PM - 3:30 PM	C037W17	Fleece Mittens (Ages 6 to adult) 	17	Stice						2/4
1:30 PM - 3:30 PM	C063W17	Felted Creatures (Ages 8 to adult) 	17	Stice						2/25
Children and Teens	WINTER	CLASS TITLE (sorted by age)	PAGE	ARTIST-INSTRUCTOR	MON	TUE	WED	THU	FRI	SAT
9:00 AM - 11:00 AM	C198W17	Winter Paint Adventure (Ages 5-7) 	17	Faculty						1/14
9:30 AM - 11:00 AM	C47317	Youth Drawing Studio (Ages 6-10)	17	Odland						•
11:30 AM - 1:00 PM	C12117	Multi-Media Expo - Sculpture (Ages 6-10)	17	Stice						•
9:30 AM - 11:00 AM	C197W17	American Pop Art (Ages 8-12) 	17	Faculty						2/4,11
9:30 AM - 11:30 AM	C13617	Clay Surface Design (Ages 10-15)	17	Petron						•
10:00 AM - 12:00 PM	C127W17	Draw Like Vincent! (Ages 10-15) 	17	Dahl						2/18,25
11:00 AM - 1:00 PM	C47717	Tween Drawing Studio (Ages 11-16)	17	Odland						•

See page 19 for Artist-Instructor bios

CERAMICS

BEGINNING AND CONTINUING WITH CLAY
Robert Bowman
Skill level: ALL

This course combines basic throwing and handbuilding techniques for beginners with more advanced techniques and individualized instruction for continuing students. Demonstrations and discussions will complement the hands-on experiences, and we'll explore a variety of firing methods for finishing our work.

Enrollment limited to 18 / ages 16 and up

C90317 Mondays, January 9 - February 20
(7 classes) 9:30 a.m. - 12:30 p.m.
\$240 Members / \$267 Non-members

POTTERY IN THE MAKING
Lee Persell
Skill level: ALL

This class is for beginners and advanced potters alike. Beginners will be introduced to the potter's wheel as well as handbuilding. Experienced students will work with the instructor to develop their own projects. High-fire, raku and soda firing will be explored.

Enrollment limited to 18 / ages 15 and up

C90517 Tuesdays, January 3 - February 21
(8 classes) 9:30 a.m. - 12:30 p.m.
\$275 Members / \$306 Non-members

C90617 Thursdays, January 5 - February 23
(8 classes) 9:30 a.m. - 12:30 p.m.
\$275 Members / \$306 Non-members

BEGINNING/ INTERMEDIATE POTTERY
Lee Persell
Skill level: ALL

Beginners receive an introduction to basic throwing techniques and forms, while intermediate students expand their technical abilities and their understanding of ceramic form through demos, discussions and critiques. High fire, raku and soda firing will be explored.

Enrollment limited to 18 / ages 15 and up

C90017 Tuesdays, January 3 - February 21
(8 classes) 6 - 9 p.m.
\$275 Members / \$306 Non-members

CERAMIC SCULPTURE
Krissy Catt
Skill level: ALL

In this off-the-wheel class, students will have fun with figurative (animal or human), abstract or realistic forms and learn about interior structure and proper architecture for ceramic sculpture. Students will pursue their own direction with instructor support. Please come to the first class with an idea for a project you would like to create. The creative possibilities are endless! Clay purchased at the first class.

Enrollment limited to 10 / ages 16 and up

C94417 Wednesdays, Jan 11 - Feb 22
(7 classes) 9:30 a.m. - 12:30 p.m.
\$240 Members / \$267 Non-members

CERAMIC SCULPTURE II: TOTEMS AND BEYOND
Krissy Catt
Skill level: ALL

This class is designed for students who want to work on garden totems or individual projects with instructor guidance. Totem builders will learn a variety of handbuilding techniques to create modular pieces that stack into a two- to four-foot tall decorative sculpture. Intermediate ceramic sculpture students will learn techniques based on their project needs. All students should come with ideas for the project they wish to create. Clay purchased at the first class.

Enrollment limited to 10 / ages 16 and up

C94117 Wednesdays, Jan 11 - Feb 22
(7 classes) 1 - 4 p.m.
\$240 Members / \$267 Non-members

CLAY: FORM AND SURFACE
Ernest Miller
Skill level: ALL

Make your Thursday evenings fun and creative in this relaxed potter's wheel class! Instructor demonstrations will show you how to create cups, bowls, plates, vases, lidded jars and teapots. Individual attention will help you develop your skills. Some projects include hand construction and altering techniques. This class is designed for students with some experience and ambitious beginners. All tableware is finished in a high-fire kiln for food-safe use at home.

Enrollment limited to 16 / ages 14 and up

C97617 Thursdays, January 5 - February 16
(7 classes) 6 - 9 p.m.
\$240 Members / \$267 Non-members

STONEWARE AND PORCELAIN
Lee Persell/Robert Bowman
Skill level: ALL

Beginners learn the basics of working with stoneware or porcelain on the potter's wheel while intermediate and advanced students expand their skills. Handbuilding projects will be presented. Class includes demos, critiques and an opportunity to try soda- and raku-firing techniques.

Enrollment limited to 18 / ages 16 and up

C91817 Saturdays, January 7 - February 25
(8 classes) 12:30 - 3:30 p.m.
\$275 Members / \$306 Non-members

➤ See also Workshops for Adults for Sumi-E (Chinese brush painting) on page 15 and the Family Workshop, Clay Penguins, on page 17.

Attention new ceramics students:

Bring a towel and wear clothes and shoes that can get muddy. Clay and tools are available for purchase at the Art Center. Your instructor will show you what you need during the first class. These materials are not included in the class price unless stated. Firing fees are extra and purchased when needed based on the size of each piece.

SAMPLER SATURDAY: CERAMICS

See if a ceramics class is right for you. Try throwing and/or handbuilding in this two-hour introduction to ceramics. You'll see demos and try your hand at working with clay in this fun ceramic sampler. All materials included.

Enrollment limited to 12 / ages 16 and up

CS90AM17 Saturday, February 18
(1 class) 10 a.m. - Noon
\$23 Members / \$25 Non-members



In October, students spent two inspiring days with master potter Richard Bresnahan, visiting from The Saint John's Pottery.



DRAWING

DRAWING WITH COLORED PENCILS

Bonnie Lauber-Westover
Skill level: ALL

Explore drawing techniques that lead to deep, luminous color! Learn to create brilliant effects with colored pencils and use these skills to create a still life with bold hues and a sense of atmosphere. This four-class, short course is appropriate for all skill levels. Request a materials list from the Registrar.

Enrollment limited to 12 / ages 16 and up

C47217 Mondays, January 9 - 30
 (4 classes) 9:30 a.m. - 12:30 p.m.
 \$114 Members / \$127 Non-members

LEARN TO DRAW

Douglas Garder
Skill level: ALL

Learn to draw with a variety of media, such as charcoal, graphite, India ink, chalk and conte crayons. Beginning with simple geometric shapes and maturing to more complex forms, such as the human figure and linear perspective, you will study the basic drawing concepts of contour line, cross contour, negative space, gesture, value (cross-hatch, ink and wash, chiaroscuro) and one and two point linear perspective. Request a materials list from the Registrar.

Enrollment limited to 12 / ages 16 and up

C45817 Mondays, January 9 - February 20
 (7 classes) 1 - 4 p.m.
 \$201 Members / \$223 Non-members

PEN AND INK

Douglas Garder
Skill level: ALL

Do you like fine line work, such as Albrecht Dürer's engravings or Rembrandt's etchings? Explore the nuances of drawing with a variety of steel pen nibs on white paper to create graphically concise images using stippling and cross-hatching to build tonal variations. Perhaps add a light wash of watercolor at the end to perk it up! Many demonstrations. Bring photos to work from, a Speedball pen and ink set with a variety of nibs, black India waterproof ink, white drawing paper and plenty of patience!

Enrollment limited to 12 / ages 16 and up

C40117 Tuesdays, January 17 - February 21
 (6 classes) 1 - 4 p.m.
 \$172 Members / \$191 Non-members



Drawing student at work in the Pen and Ink class.

FIGURE/LIFE DRAWING

Audrey Stommes
Skill level: ALL

Learn how to draw the nude figure. This class focuses on drawing the energy of the pose, learning the structure of the human form and techniques to obtain accuracy. You will learn methods of using line weight and light and shadow to depict form. There will be fast gesture drawings and longer poses. Bring charcoal and a pad of paper to the first class. Request a materials list from the Registrar. Model fee included.

Enrollment limited to 12 / ages 18 and up

C45517 Tuesdays, January 3 - February 21
 (7 classes) 6:30 - 8:30 p.m.
 No class on January 17
 \$194 Members / \$209 Non-members

CONTEMPORARY BOTANICALS I AND II

Suzanne Galloway
Skill level: AB, I, AD

This is a refresher class in the precise work of botanical drawing and painting in the American style. Beginner, intermediate and advanced students are all welcome and instruction will vary by skill level. Intermediate and advanced students should bring their own subject matter. Beginners will be provided with specific subjects. Students may use graphite, colored pencil and/or watercolor. This class will help you learn to see your subject in more detail and understand the transition from botanical illustration to fine art. Prerequisite: basic experience with drawing. Request a materials list from the Registrar.

Enrollment limited to 15 / ages 16 and up

C45017 Wednesdays, January 4 - 25
 (4 classes) 9:30 a.m. - 12:30 p.m.
 \$114 Members / \$127 Non-members

➤ **See also *Solar Plate Printing* (page 14) and *Workshops for Adults* (pages 15 - 16) for *Pastels: Value and Color, Introduction to Mono Printing and Beginning Botanicals: The Art of Seeing.***

FIBER ARTS

BEGINNING WEAVING

Traudi Bestler
Skill level: B, AB

This class introduces the pleasures of hand weaving. Using Art Center looms, you will learn all about setting up and weaving a small project. New weavers may make scarves, table linens, bags or other interesting objects. Both beginners and those wanting to refresh their weaving skills are welcome in this group. An additional \$14 materials fee plus tax will be collected from first-time students.

Enrollment limited to 7 / ages 16 and up

C73017 Mondays, January 9 - February 13
 (6 classes) 9:30 a.m. - 12:30 p.m.
 \$172 Members / \$191 Non-members

INTERMEDIATE WEAVING

Traudi Bestler
Skill level: I

In this class, students continue their exploration of weave structures. The projects and lessons are more challenging and will lead the weaver down a pleasurable path of learning. You will become more confident in setting up your loom and making the ideas in your imagination become real. You'll receive help with your projects and experience weaving on a variety of looms.

Enrollment limited to 10 / ages 16 and up

C70017 Tuesdays, January 3 - February 21
 (8 classes) 9:30 a.m. - 12:30 p.m.
 \$230 Members / \$255 Non-members

WEDNESDAY WEAVING

Traudi Bestler
Skill level: AD

For people who can warp looms and read drafts independently, this class studies more complex weave structures and often spends one portion studying a new weave structure, followed by individual exploration into a project of choice. Designing using a computer program is also covered.

Enrollment limited to 8 / ages 16 and up

C70417 Wednesdays, January 4 - February 22
 (8 classes) 9:30 a.m. - 12:30 p.m.
 \$230 Members / \$255 Non-members

➤ **See also *Workshops for Adults* on pages 15 - 16 for *Joy of Felting: Awesome Tote, Inkle Loom Weaving and Glass Pendant with Kumihimo Necklace and Multigenerational Workshops* on page 17 for *Fleece Mittens and Felted Creatures.***

BEGINNING RUG HOOKING

Laurie Lausen
Skill level: ALL

Discover the age-old craft of creating whimsical rugs using wool fabric strips and a simple hook. This class welcomes beginners and those wanting to sharpen their skills. Emphasis will be on hooking and finishing techniques, along with discussion on tools and the rich traditions behind this folk art. Students may bring a work in progress or choose from a variety of small mat kits, which can be purchased at the first class. Beginners' kit is an additional \$25 plus tax.

Enrollment limited to 12 / ages 16 and up

C71017 Wednesdays, January 4 - 25
 (4 classes) 1 - 4 p.m.
 \$114 Members / \$127 Non-members

INTERMEDIATE RUG HOOKING

Laurie Lausen
Skill level: I, AD

Building on skills developed in Beginning Rug Hooking, this class welcomes any student wishing to expand their hooking technique on a larger project. Design composition, transferring methods, color planning and wool preparation will be explored. Students may bring a work in progress or start out designing their own rug. Supply resources will be discussed; materials are also available from the instructor for purchase through the Art Center shop. Costs depend on the project.

Enrollment limited to 12 / ages 16 and up

C71117 Wednesdays, February 1 - 22
 (4 classes) 1 - 4 p.m.
 \$114 Members / \$127 Non-members

WEAVING ON TABLE LOOMS

Traudi Bestler
Skill level: ALL

Easy to learn on and use anywhere, table looms are extremely popular with many of today's weavers. Beginning weavers will learn how to set up the loom and weave a small project such as a scarf or table runner. Intermediate weavers will be instructed on a more challenging project. New students, please request a materials list from the Registrar.

Enrollment limited to 7 / ages 16 and up

C72017 Thursdays, January 12 - February 9
 (5 classes) 9:30 a.m. - 12:30 p.m.
 \$143 Members / \$159 Non-members



House on the Hill, rug hooking by Laurie Lausen.



Weaving student's project in process on the loom.

SAMPLER SATURDAY: DRAWING

Everyone can learn to draw! Here's your chance to explore drawing techniques and learn fundamentals in an enjoyable two hour event. Overcome inhibitions with creative exercises to fill the paper, build confidence and increase skill. All materials included.

Enrollment limited to 14 / ages 16 and up

CS40AM17 Saturday, February 18
 (1 class) 10 a.m. - Noon
 \$23 Members / \$25 Non-members



GLASS

CREATIVE GLASS DESIGN

Karen Graham
Skill level: ALL



Create beautiful fused glass pieces and bowls in this class. We will explore pattern and design concepts by thoughtful placement of glass in layers, laying strips and making component parts to create one-of-a-kind glasswork. You will learn how to develop different colors, color reactions and depth using the flowing movement characteristics of hot glass when heated in the kiln. Beginning students will also learn basic glass cutting, fusing considerations, mold preparation and kiln use. Safety emphasized. Tools and a variety of materials are provided.

Enrollment limited to 12 / ages 16 and up

- C98117 Tuesdays, January 3 - 24
 (4 classes) 1 - 4 p.m.
 \$188 Members / \$203 Non-members
- C98317 Tuesdays, January 31 - February 21
 (4 classes) 6 - 9 p.m.
 \$188 Members / \$203 Non-members



Eagle, fused glass by Artist-Instructor Karen Graham.

➤ See also Workshops for Adults for Glass Pendant with Kumihimo Necklace (page 16) and Multigenerational Workshop Gorgeous Glass Mosaic (page 17).

PAINTING (Acrylics, Oils, Pastels and Mixed Media)

CONTEMPORARY ABSTRACT PAINTING

Ellen Richman
Skill level: ALL

This course presents contemporary abstract painting in acrylic or oil with an emphasis on formal aspects: color, composition and value. You will expand your knowledge of medium and techniques, while developing your personal style. Students work at their own pace on a series of abstract paintings. New students, please request a materials list from the Registrar.

Enrollment limited to 16 / ages 16 and up

- C49717 Fridays, January 6 - February 10
 (6 classes) 9:30 a.m. - 12:30 p.m.
 \$172 Members / \$191 Non-members
- C40617 Mondays, January 9 - February 20
 (7 classes) 9:30 a.m. - 12:30 p.m.
 \$201 Members / \$223 Non-members

INTERMEDIATE/ADVANCED PAINTING STUDIO

Dorothy Odland
Skill level: I, AD

Understand more about the process of making art and developing personal style using oil, acrylic or watercolor. Work at your own pace with individual instruction in this open studio format class. Bring paints, brushes and painting surface to the first class.

Enrollment limited to 17 / ages 16 and up

- C41417 Tuesdays, January 3 - February 21
 (8 classes) 9:30 a.m. - 12:30 p.m.
 \$230 Members / \$255 Non-members

PAINTING ESSENTIALS: TECHNIQUES

Keren Kroul
Skill level: ALL

In this class we explore the various ways of applying paint to a canvas. Each class will focus on one specific technique, such as: impasto, glazing, stippling, blending, dry brush, scumbling and sgraffito. Lessons are based on direct observation and students complete a new painting in every class. Suitable for painters working in oil or acrylic at all levels. Request a materials list from the Registrar.

Enrollment limited to 12 / ages 16 and up

- C44117 Tuesdays, January 17 - February 21
 (6 classes) 9:30 a.m. - 12:30 p.m.
 \$172 Members / \$191 Non-members

IMPRESSIONIST OIL PAINTING

Kristin Grevich
Skill level: ALL



Learn to paint like the Impressionists! The impressionistic approach to painting will help you gain an understanding of color and its relationships. You will explore the concepts of thick over thin use of paint, warm over cool colors, complementary colors, harmony, edges, shape/quality, values and simplifying and loosening brushwork. Each week a new still life will be set. Otherwise you may bring photos, but it is suggested to work from life as much as possible. Request a materials list from the Registrar.

Enrollment limited to 15 / ages 16 and up

- C43017 Mondays, January 9 - February 13
 (6 classes) 1 - 4 p.m.
 \$172 Members / \$191 Non-members



Inquiry by Artist-Instructor Ellen Richman.

JEWELRY

INTERMEDIATE JEWELRY DESIGN

Danny Saathoff
Skill level: I, AD

Expand on the skills learned in Silversmithing and Jewelry Design through further exploration of familiar skills and the introduction of more advanced techniques including additional stone settings and mixed media or found object as wearable art. This class will be loosely structured to allow more time to create new pieces, practice and hone your techniques. Prerequisite: a level I MCFTA silver jewelry class or instructor permission. Some materials provided. Project materials purchased by student. Request a materials list from the Registrar.

Enrollment limited to 10 / ages 16 and up

- C85717 Mondays, January 9 - February 20
 (7 classes) 9:30 a.m. - Noon
 \$230 Members / \$253 Non-members

BEGINNING SILVERSMITHING AND JEWELRY DESIGN

Danny Saathoff
Skill level: B, AB

Learn to work with silver and other metals to create fine jewelry, exploring metal fabrications, soldering, stone setting, cold connections and many more techniques. You will be guided through basic techniques and can expect to complete at least one project by the end of the course. We will also discuss the essential equipment to continue work outside of the classroom. Bring a sketchbook! Most materials provided.

Enrollment limited to 10 / ages 16 and up

- C83217 Mondays, January 9 - February 20
 (7 classes) 12:30 - 3 p.m.
 \$255 Members / \$278 Non-members

➤ See also Balanced Sculpture taught by Danny Saathoff on page 14 and Workshops for Adults for Glass Pendant with Kumihimo Necklace (page 16).



Jewelry by Danny Saathoff is sculpture for the body.



Magic Birch Trees by Artist-Instructor Kristin Grevich.

**BEGINNING/
INTERMEDIATE PAINTING
STUDIO**
Dorothy Odland
Skill level: B, AB, I

Learn the basics or brush up on rusty skills. Work in oil, acrylic or watercolor to explore color and personal style. Work at your own pace with individual instruction in this open studio format class. Bring paints, brushes and painting surface to the first class.

Enrollment limited to 16 / ages 16 and up

C41517 Tuesdays, January 3 - February 21
 (8 classes) 1 - 4 p.m.
 \$230 Members / \$255 Non-members

**ALL LEVELS
PAINTING STUDIO**
Dorothy Odland
Skill level: ALL

Enjoy a relaxed painting atmosphere in this evening studio format class. Learn basics or brush up on rusty skills. Work in oil, acrylic or watercolor to explore color and personal style. Work at your own pace with individual instruction. Bring paints, brushes and painting surface to the first class.

Enrollment limited to 16 / ages 16 and up

C41717 Tuesdays, January 3 - February 21
 (8 classes) 6:30 - 9:30 p.m.
 \$230 Members / \$255 Non-members

**IN THE STYLE OF
FRENCH MASTERS**
Michèle Coppin
Skill level: ALL



Pablo Picasso once said, “Good artists copy, great artists steal.” Come and enjoy this fun five week class to learn about the French art movements and how to make them your own. You will explore Impressionism, Fauvism, Pointillism, Cubism and Surrealism through a variety of projects and media while learning some French words and listening to French music. Bring regular painting supplies. Some materials included.

Enrollment limited to 12 / ages 16 and up

C40417 Wednesdays, January 4 - February 1
 (5 classes) 9 a.m. - Noon
 \$158 Members / \$174 Non-members



A self portrait in Matisse style by Artist-Instructor Michèle Coppin.



People Helping People by Artist-Instructor Audrey Stommes.

**PORTRAIT PAINTING
IN OILS**
Audrey Stommes
Skill level: ALL

This course will focus on the use of light and color to create portraits on canvas with oil paints. Work from either photos or portrait drawings. You will learn how to mix skin tones and hair color and create a realistic and proportional likeness. Request a materials list from the Registrar.

Enrollment limited to 15 / ages 16 and up

C46317 Wednesdays, January 4 - February 22
 (7 classes) 1 - 3:30 p.m.
 No class on January 18
 \$167 Members / \$186 Non-members

**LANDSCAPE PAINTING
IN OIL OR ACRYLIC**
Michele Combs
Skill level: ALL

Paint a location you love and focus on achieving a sense of place. Bring a photo or a painted study of a beloved scene. You'll receive individual guidance in planning and executing your image. Your skills in composition, color/palette development and general artistry will be enhanced. Work at your own pace and find your personal expression. Bring your oil or acrylic paints and painting surface to the first class.

Enrollment limited to 12 / ages 16 and up

C48117 Thursdays, January 5 - 26
 (4 classes) 9:30 a.m. - 12:30 p.m.
 \$114 Members / \$127 Non-members



Student Roslyn Hawley works with color in Keren Kroul's class.

**PAINTING ESSENTIALS:
COLOR**
Keren Kroul
Skill level: ALL



This class dives into color, including color theory, color mixing and building a palette. Each class will begin with color studies to establish the preliminary groundwork for making effective and dynamic paintings. Lessons are based on direct observation and students complete a new painting in every session. Suitable for painters working in oil or acrylic at all levels. Request a materials list from the Registrar.

Enrollment limited to 12 / ages 16 and up

C42817 Thursdays, January 5 - February 23
 (8 classes) 9:30 a.m. - 12:30 p.m.
 \$230 Members / \$255 Non-members

**DRAW AND PAINT FROM
PHOTOS**
Tracie Thompson
Skill level: ALL

Artistically reproduce your favorite photos and turn them into beautiful drawings and paintings using pens, pencils and watercolor or acrylic paints. You will learn how to transfer images onto a canvas and how to think about the overall composition including editing and adding elements that will improve the final piece. Lots of demonstrations and time to work on your art. Request a materials list from the Registrar. Bring five photos to the first class. Students from Pet Portraits who wish to continue are encouraged to join.

Enrollment limited to 10 / ages 16 and up

C41017 Thursdays, January 5 - February 23
 (8 classes) 1 - 4 p.m.
 \$230 Members / \$255 Non-members

BEGINNING IN OILS
Tracie Thompson
Skill level: B, AB



Oil paints are much friendlier than most people imagine. This relaxed, fun class will help you get started as you explore different brushes and the effects they create, basic color mixing (and how to buy paints with confidence), solvents and mediums and how to clean up (it's not that hard). You'll work from still life and photos and learn about choosing subject matter, the basics of composition and how to create three-dimensional depth. Several demos on using contrast to create lively compositions. Request a materials list from the Registrar.

Enrollment limited to 10 / ages 16 and up

C46617 Thursdays, January 5 - February 23
 (8 classes) 6:30 - 8:30 p.m.
 \$153 Members / \$172 Non-members

INTRO TO ACRYLICS
Douglas Garder
Skill level: B, AB



Learn how to paint in acrylics and use various mediums, such as gel and gloss, applied in layers to create thick impastos and rich luminosity. Explore color mixing and a variety of subject matter, including landscapes, portraits, still lifes. This four-week class is a perfect opportunity to try painting for the first time or to get back into it after a hiatus. Friendly critiques will lead to discussions about color and hue change, composition, contrast and technique. Request a materials list from the Registrar.

Enrollment limited to 12 / ages 15 and up

C40917 Saturdays, February 4 - 25
 (4 classes) 12:30 - 3:30 p.m.
 \$114 Members / \$127 Non-members

➤ See also Workshops for Adults on pages 15 - 16 for **Pastels: Value and Color, Valentine Art Cards and Painting Cats and Dogs.**



Yellow Canyon by Artist-Instructor Doug Garder.

SAMPLER SATURDAY: PAINTING

Wondering if you'd enjoy a painting class? Explore painting techniques and learn fundamentals through clever exercises with acrylics to gain a feel for the medium and increase confidence and skill in a fun two hour event. All materials provided.

Enrollment limited to 13 / ages 16 and up

CS45PM17 Saturday, February 18
 (1 class) 1:30 - 3:30 p.m.
 \$23 Members / \$25 Non-members



PAINTING (Watercolors)

CONTEMPORARY BOTANICALS I AND II
Suzanne Galloway
Skill level: AB, I, AD

This is a refresher class in the precise work of botanical drawing and painting in the American style. Beginner, intermediate and advanced students are all welcome and instruction will vary by skill level. Intermediate and advanced students should bring their own subject matter. Beginners will be provided with specific subjects. Students may use graphite, colored pencil and/or watercolor. This class will help you learn to see your subject in more detail and understand the transition from botanical illustration to fine art. **Prerequisite:** basic experience with drawing. Request a materials list from the Registrar.

Enrollment limited to 15 / ages 16 and up

C45017 Wednesdays, January 4 - 25
(4 classes) 9:30 a.m. - 12:30 p.m.
\$114 Members / \$127 Non-members

ADVANCED BEGINNER WATERCOLOR
Sonja Hutchinson
Skill level: AB



Increase basic skills and enhance your creative expression in watercolor. This class will focus on high and low key painting, lively brushwork, minding values, color glazing and compositional design. Each class will include demonstrations and painting practice with supplied subject matter. Students will explore their own intentions with watercolor and gain confidence in their journey. Bring regular watercolor supplies. A materials list is available from the Registrar if needed. Prerequisite: Any beginning level watercolor class.

Enrollment limited to 12 / ages 16 and up

C42517 Wednesdays, January 4 - February 22
(8 classes) 1 - 4 p.m.
\$230 Members / \$255 Non-members

CONTINUING WATERCOLOR III
Catherine Hearingd
Skill level: I, AD

In this intermediate to advanced studio format class, each artist will be working on an individual project. Subject matter may include still life set ups, photographic reference material, imaginative images or abstraction. Individual critiques and instruction will help guide students in their personal artistic journeys. Bring supplies to the first class. Prerequisite: Continuing Watercolor II or instructor's permission. (First two classes taught by Suzanne Galloway.)

Enrollment limited to 15 / ages 16 and up

C42417 Thursdays, January 5 - February 23
(8 classes) 9:30 a.m. - 12:30 p.m.
\$230 Members / \$255 Non-members

CONTINUING WATERCOLOR II
Catherine Hearingd
Skill level: I

Continue developing skills and personal expression in a course that encourages exploration while increasing familiarity with watercolor techniques through instructor demonstration. General emphasis will be on individual confidence and growth. Bring supplies to the first class. **Prerequisite:** an advanced beginner watercolor class or equivalent or instructor's permission. (First two classes taught by Suzanne Galloway.)

Enrollment limited to 15 / ages 16 and up

C42617 Thursdays, January 5 - February 23
(8 classes) 1 - 4 p.m.
\$230 Members / \$255 Non-members

GESTURE AND MOOD IN WATERCOLOR
Sonja Hutchinson
Skill level: AB, I



Learn to loosen up and add movement and spontaneity to your watercolor paintings. This is a chance for you to relax, experiment and enliven your paintings with bold brushstrokes, color and form. Each session will include demonstrations and painting practice with supplied subject matter. Bring your watercolor supplies. A materials list is available from the Registrar if needed.

Enrollment limited to 12 / ages 16 and up

C42317 Thursdays, January 19 - February 2
(3 classes) 6 - 8:30 p.m.
\$72 Members / \$80 Non-members

➤ See also Workshops for Adults on pages 15 - 16 for *Negative Painting with Watercolor, Beginning Botanicals: The Art of Seeing, Valentine Art Cards, Sumi-E (Chinese brush painting) and Painting Shadow with Watercolor.*



Jammin by Sonja Hutchinson, an example of Gesture and Mood in Watercolor.

PHOTOGRAPHY

PHOTOGRAPHY: COMPOSITION AND DESIGN
Anne Groton
Skill level: ALL

Develop your photographer's eye in this class where everything in the photograph is viewed as an active element of design. Learn how to place the objects or subjects you care about in the frame to create robust, intentional photographs. This class will include hands on exercises, in-class discussions, the study of our work and the work of other artists, as well as a lot of picture taking. To get the most from this class, know your camera's settings and be familiar with aperture/depth of field and shutter speed prior to class. Bring your camera, camera cords, a flash drive and your camera's manual to class.

Enrollment limited to 10 / ages 16 and up

C61417 Mondays, January 9 - February 20
(7 classes) 9:30 a.m. - 12:30 p.m.
\$240 Members / \$267 Non-members

INTERMEDIATE DIGITAL PHOTOGRAPHY
Carl Beihl
Skill level: I, AD

This class provides greater focus on individual work as you continue to gain competency with your digital camera. Shooting assignments will be given each week, and your digital photos will be reviewed in class. Bring a digital camera (with charged or fresh batteries), memory card and your camera manual. You will need a home computer that allows you to download images from your camera and save them to a jump drive (USB memory stick) for class viewing.

Enrollment limited to 10 / ages 16 and up

C61517 Tuesdays, January 3 - February 21
(8 classes) 9 a.m. - Noon
\$275 Members / \$306 Non-members

BEGINNING DIGITAL PHOTOGRAPHY
Art Center Faculty
Skill level: B, AB

This class will take beginning photographers through the fundamentals of digital camera use. Learn basic operating procedures including manual settings, picture resolution, focus and zoom options. You will also learn how to email, print, file and edit your digital images. Please bring your camera and manual to class. Optional, yet highly recommended, class workbook is *Understanding Photography Field Guide* by Bryan Peterson (available on Amazon. com for about \$15). By the end of the class, you'll be more excited than ever about photography and have a collection of images that illustrate your technical and creative growth.

Enrollment limited to 10 / ages 16 and up

C66217 Tuesdays, January 3 - February 21
(8 classes) 1 - 4 p.m.
\$275 Members / \$306 Non-members

MAKING PHOTOGRAPHS
Carl Beihl
Skill level: I, AD

This class will help serious amateur and professional photographers find more passion in their work by exploring the narrative, aesthetic and emotional aspects of image making, with an emphasis on simplicity and the use of natural light. Through practical demonstrations, field trips, individual portfolio reviews and studying the work of other photographers, we will refine our views on producing work and balancing the various aspects of a busy life.

Enrollment limited to 10 / ages 16 and up

C61017 Wednesdays, January 4 - February 22
(8 classes) 9:30 a.m. - 12:30 p.m.
\$275 Members / \$306 Non-members

ABSTRACT DIGITAL PHOTOGRAPHY
Carl Beihl
Skill level: ALL

Abstract photography creates mood and/or feeling without portraying recognizable objects or scenes. In this class you will experiment with ways to carry photography beyond realism by playing with scale, removing contextual information and photographing through water or other clear materials. You will explore shadow, blurring techniques and exposure times in order to find your own personal expression and design aesthetic. Color, contrast and composition will be examined through weekly assignments and in class reviews. Bring a digital camera and examples of your work to the first class.

Enrollment limited to 10 / ages 16 and up

C61117 Wednesdays, January 4 - February 22
(8 classes) 1 - 4 p.m.
\$275 Members / \$306 Non-members

➤ See also *Solar Plate Printing* on page 14 and *Introduction to Mono Printing* on page 16.



Season's First Snow by Artist-Instructor Catherine Hearingd.

PRINTMAKING

> See also *Introduction to Mono Printing workshop* on page 16.

SOLAR PLATE PRINTING


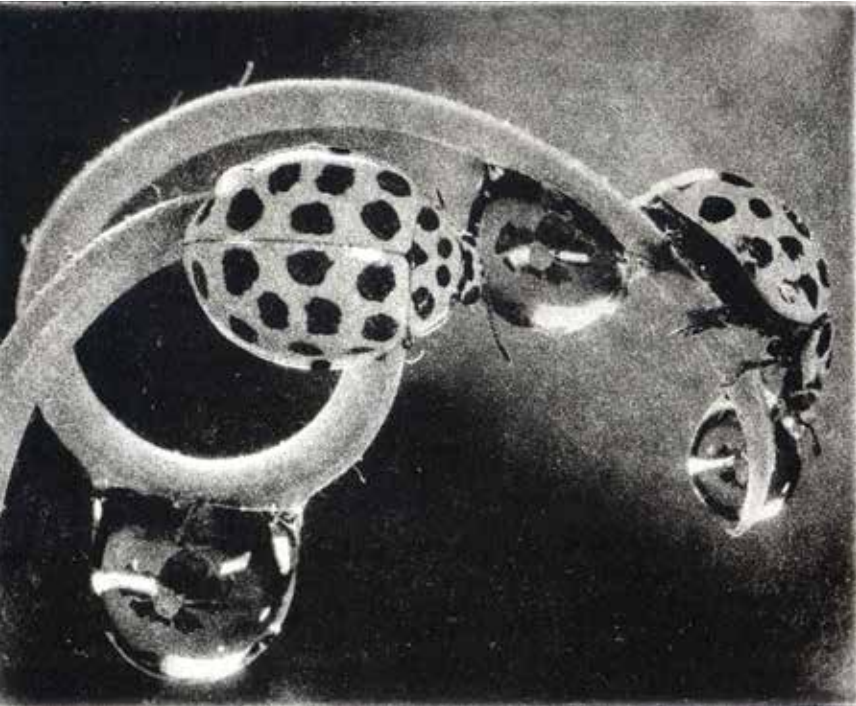

Sam Dahl
Skill level: ALL



Transform ink drawings and photographs into solar plates which can be inked and printed over and over again! In this class you will learn an easy, non-toxic alternative to traditional intaglio. Using a prepared, light sensitive polymer surface on a steel backing (provided), sun or UV light, and ordinary tap water, you will create etched plates with which you will learn introductory printmaking techniques. All you'll need is inspiration and a selection of your photos and/or drawings. Most materials provided, but request a list of things to bring from the Registrar.

Enrollment limited to 8 / ages 16 and up

C64217 Thursdays, January 19 - February 23
 (6 classes) 1 - 4 p.m.
 \$246 Members / \$269 Non-members



Two examples of Sam Dahl's solar plate printing. The top image in each set is the etched plate, below is the print.

SCULPTURE

BALANCED SCULPTURE

Danny Saathoff
Skill level: ALL



Explore one of the primary concepts for kinetic sculpture: balance. In this class you will create mobiles and/or other small-scale sculpture inspired by Alexander Calder. Using simple hand tools, wire bending, and jewelry torch techniques, you will learn basic principles involved in making a moving object and discuss the forces involved in making it move. Whether you are new to sculpture or experienced, this class will help you explore the visual and expressive impact that movement and balance can have in your designs. Some materials provided. Project materials purchased by student.

Enrollment limited to 10 / ages 16 and up

C87917 Wednesdays, January 4 - February 22
 (8 classes) 9:30 a.m. - Noon
 \$259 Members / \$285 Non-members

- Enrollment limited to 18 / ages 16 and up
- C82917 Wednesdays, January 4 - February 22
 (8 classes) 12:30 - 3:30 p.m.
 \$286 Members / \$317 Non-members
- C83017 Saturdays, January 7 - February 25
 (8 classes) 9:30 a.m. - 12:30 p.m.
 \$286 Members / \$317 Non-members
- EVENING STONE CARVING**
Steven Leeman
Skill level: ALL
- Join us in a relaxed evening class and experience the wonder of carving stone with surprisingly simple methods easily learned by anyone. We will assist you in the creative process, helping you release the image within your stone. We will also guide you in the use of hand tools and an understanding of the reductive process. Most tools provided. A block of limestone is provided for first-time students. Returning students will purchase their own materials. Instructor will provide a supply list in class.
- Enrollment limited to 10 / ages 16 and up
- C82717 Thursdays, January 5 - February 23
 (8 classes) 6 - 9 p.m.
 \$286 Members / \$317 Non-members



A balanced sculpture by Artist-Instructor Danny Saathoff.



Student Rachel Trockman discovering her art within the stone.

WORKSHOPS FOR ADULTS

PASTELS: VALUE AND COLOR
Cynthia Kath
Skill level: AB, I, AD

Explore the richness of pastels in this two Tuesday workshop focused on learning value and contrast while working from photos. Experiment with underpainting and working in layers to define color values. Learn to create balanced compositions with light and chromatic subtleties. Bring your pastels, sanded light neutral paper and photos with strong light and dark contrasts. Bring a lunch or eat at the Art Center Café for the half-hour break.

Enrollment limited to 11 / ages 16 and up

C476W17 Tuesdays, January 10 and 17
 (2 classes) 9:30 a.m. - 4 p.m.
 \$138 Members / \$153 Non-members

BEGINNING BOTANICALS:
THE ART OF SEEING
Suzanne Galloway
Skill level: ALL



This workshop is designed to introduce you to the art of seeing a botanical subject and developing painting skills to translate that vision two dimensionally. You will learn the process of developing value, texture and composition using watercolor paint by painting a blueberry branch. Lots of samples, demos and encouragement will help you achieve a realistic and botanically correct finished product. **Prerequisite:** basic watercolor and drawing experience, patience and the desire to learn this compelling art form. Request a materials list from the Registrar and bring a lunch for the half-hour break. Art Center Café closed on Saturday.

Enrollment limited to 12 / ages 16 and up

C442W17 Friday and Saturday,
 January 20 and 21
 (2 classes) 9:30 a.m. - 4 p.m.
 \$138 Members / \$153 Non-members



Who Let the Riff-Raff In by Artist-Instructor Tracie Thompson.



Felted totes, this one by Artist-Instructor Leslie Granbeck, are great for carrying laptops and tablets.

VALENTINE ART CARDS
Suzanne Galloway
Skill level: ALL



Make valentines that are truly from the heart. In this class you will create multi media art card(s) using colored pencil, graphite, pen and ink and/or watercolor. The instructor will provide samples and subjects you can copy and techniques you can use to create your own designs. Emphasis will be on drawing, painting and embellishing your own one-of-a-kind valentines. Bring drawing and/or painting materials plus any reference material you wish to use. Bring a lunch or eat at the Art Center Café for the half-hour break.

Enrollment limited to 15 / ages 16 and up

C443W17 Friday, January 27
 (1 class) 9:30 a.m. - 3:30 p.m.
 \$69 Members / \$76 Non-members

PAINTING CATS AND DOGS
Tracie Thompson
Skill level: ALL



If you'd love to draw or paint your favorite pet, but don't know how to start, this one day workshop will give you confidence to jump in! With lots of instructor demonstration, we will cover the basics of taking good photos to work from, choosing the right size canvas or paper, and working with grids for accurate proportions. From there you'll learn basic structures of eyes and noses, how to create the texture of fur and capture the color of their coats – even tricky black or white. Bring your favorite art materials, several images of your animal(s) on plain paper and a bag lunch for the half-hour break.

Enrollment limited to 12 / ages 16 and up

C483W17 Saturday, January 28
 (1 class) 10 a.m. - 3:30 p.m.
 \$57 Members / \$64 Non-members



Iris by Susan Frame.

SUMI-E
Susan Frame
Skill level: ALL



A workshop for potter and painter alike, you'll have fun learning Sumi-e, Asian-style brush painting. Using bamboo brushes, ink and rice paper, you will learn how to paint a bird in a pine branch and an iris (the "dreaming of spring" flower) in a relaxed environment. Emphasis is on technique, learning brush loading and manipulation. Ceramic artists, watercolorists and Sumi-e painters will be inspired by this workshop. Everyone welcome, beginner to advanced. Most materials included, but request a list of things to bring (including a bag lunch) from the Registrar.

Enrollment limited to 12 / ages 16 and up

C943W17 Saturday, January 28
 (1 class) 10 a.m. - 4 p.m.
 \$118 Members / \$128 Non-members

JOY OF FELTING:
AWESOME TOTE
Leslie Granbeck
Skill level: ALL



Explore the fascinating art of seamless feltmaking! Without knitting or sewing, create a durable tote bag using wool fibers and traditional felting techniques. This roomy tote carries everything from your art supplies to your laptop. You can even make it reversible. Learn a variety of embellishing techniques using prefelts, yarn and other natural fibers. Class fee includes fibers and supplies for the bag. Students provide their own handles. A variety of handle options will be discussed in class. Bring two or three hand towels and an old bath towel. We'll be working with water, so dress for mess; an apron is recommended. Bring a lunch or eat at the Art Center Café for the half-hour break.

Enrollment limited to 12 / ages 16 and up

C775W17 Friday, February 3
 (1 class) 9 a.m. - 4 p.m.
 \$111 Members / \$121 Non-members

INKLE LOOM WEAVING
Traudi Bestler
Skill level: ALL

Inkle looms are small, portable looms that allow the weaver to make belts, headbands, bookmarkers and other long, narrow pieces. Using Art Center looms, new students will learn to set up and weave a small project. Continuing students will expand their skills and learn a new pattern or technique. Bring a lunch or eat at the Art Center Café during the half-hour break.

Enrollment limited to 8 / ages 16 and up

C718W17 Friday, February 10
 (1 class) 9:30 a.m. - 4 p.m.
 \$77 Members / \$84 Non-members



Beginners find success with blueberries with Artist-Instructor Suz Galloway.



Create wonderful trims for hats, cuffs and more using an inkle loom.



Tall Trees, a pastel painting by Artist-Instructor Cynthia Kath.

INTRODUCTION TO MONO PRINTING

Sam Dahl
Skill level: ALL



Learn the basics of monotype printmaking as you create single print compositions by rolling, painting, and wiping ink on sheets of Plexiglas. You will explore subtractive and additive inking techniques, creating images with just a brayer, as well as with brushes and other tools, and adapting “ghost” prints on printed plates to become new compositions. You will leave with a good understanding of the process, some prints on paper and a desire to do more work with monotype. Most materials provided, but request a list of things to bring from the Registrar. Bring a lunch for the half-hour break. Art Center Café is closed on Saturday.

Enrollment limited to 8 / ages 16 and up

C643W17 Friday and Saturday, February 10 and 11 (2 classes) 9 a.m. - 4 p.m.
\$205 Members / \$225 Non-members

NEGATIVE PAINTING WITH WATERCOLOR

Georgia Kandiko
Skill level: AB, I



Negative painting is a technique which allows you to define shapes by painting around them rather than by painting the object itself. As with traditional watercolor, you will start light and gradually get darker as you define the subject by painting around it. You will learn to add depth and value to your painting as you continue to hone and refine the space. Once you have made the leap into negative painting, it will open up all sorts of possibilities. Bring your usual watercolor supplies, Arches 140-lb. cold press paper and a lunch for the half-hour break.

Enrollment limited to 15 / ages 16 and up

C449W17 Saturday, February 11 (1 class) 9:30 a.m. - 4 p.m.
\$69 Members / \$76 Non-members



Gallery, a monochrome print by Artist-Instructor Sam Dahl.



An example of negative painting with watercolor by Artist-Instructor Georgia Kandiko.

PAINTING SHADOW WITH WATERCOLOR

Catherine Hearing
Skill level: AB, I, AD



Learn how to apply paint and find color solutions to create convincing shadows. You will explore techniques for creating form and cast shadows, learn about shadow perspective, work on creating soft edges and learn how to paint shadows on faces. Bring a lunch or eat at the Art Center Café during the half-hour break.

Enrollment limited to 15 / ages 16 and up

C429W17 Fridays, February 17 and 24 (2 classes) 9 a.m. - 3:30 p.m.
\$138 Members / \$153 Non-members

GLASS PENDANT WITH KUMIHIMO NECKLACE

Diane Petron/Traudi Bestler
Skill level: ALL



Create a beautiful glass pendant and kumihimo cord as you explore two separate art forms to create one finished piece of jewelry, ready to wear! In the first half of the workshop, you will learn the basics of glass fusing on a small scale. You will cut, shape and layer glass, embed metal hangers and play with decorative embellishments, such as frit and dichroic glass as you create your pendant. In the second half, you will learn kumihimo, the ancient Japanese technique of braiding to make beautiful cords from yarn. You will choose colors to complement your pendant and braid a necklace while your pendant is in the kiln. Materials included. Bring a lunch for the half-hour break.

Enrollment limited to 12 / ages 14 and up

C729W17 Saturday, February 25 (1 class) 9:30 a.m. - 4 p.m.
\$84 Members / \$91 Non-members

SAMPLER SATURDAY / FEBRUARY 18

Have you been thinking an art class might be fun? Would you like to try one to see how you like it? Each season we offer Sampler Saturday, a day to visit the Art Center and try one or two different art forms. In just two hours, you'll get a chance to experience a studio class, get to know an Artist-Instructor and get familiar with the Art Center so you're ready to take a class. Or make it a fun day with family or friends!



CERAMICS

Try throwing and/or handbuilding in this introduction to clay. You'll see demonstrations, receive guidance and try a variety of pottery techniques in this fun ceramic sampler. All materials included.

Enrollment limited to 12 / ages 16 and up

CS90AM17 Saturday, February 18 (1 class) 10 a.m. - Noon
\$23 Members / \$25 Non-members

PAINTING SAMPLER

Wondering if you'd enjoy a painting class? Explore painting techniques and learn fundamentals through clever exercises with acrylics to gain a feel for the medium and increase confidence and skill in a fun two hour event. All materials provided.

Enrollment limited to 13 / ages 16 and up

CS45PM17 Saturday, February 18 (1 class) 1:30 - 3:30 p.m.
\$23 Members / \$25 Non-members

DRAWING SAMPLER

Everyone can learn to draw! Here's your chance to explore drawing techniques and learn fundamentals in an enjoyable two hour event. Overcome inhibitions with creative exercises to fill the paper, build confidence increase skill. All materials included.

Enrollment limited to 14 / ages 16 and up

CS40AM17 Saturday, February 18 (1 class) 10 a.m. - Noon
\$23 Members / \$25 Non-members

KIDS ART EXPLORATION SAMPLER

In this fun sampler class, our project will be inspired by the winter season! We will experiment with a variety of artistic media such as drawing, painting, collage or printmaking. Participants will learn basic art techniques and terminology and have many opportunities to explore their own creative interests.

Enrollment limited to 12 / ages 6 to 12

CS10PM17 Saturday, February 18 (1 class) 1:30 - 3:30 p.m.
\$23 Members / \$25 Non-members



Pansy Packs, an example of watercolor shadows by Artist-Instructor Catherine Hearing.



A glass pendant by Artist-Instructor Diane Petron on a kumihimo cord crafted by Artist-Instructor Traudi Bestler.

WORKSHOPS FOR FAMILIES

CLAY PENGUINS
Krissy Catt
Skill level: All

Inspired by our penguin friends, from the Emperor penguin in Antarctica to the Galapagos penguin in Ecuador, let's make penguins out of clay! In this fun family make-art-together class, we'll sculpt our penguins and dress them up for winter. Learning basic pinch and coil techniques, you'll design, create and decorate adorable penguins to love forever. Finished projects will be ready to pick up three weeks after class, allowing time for the bisque and glaze firing process.

Enrollment limited to 16 / Family Workshop for children 5+ and an adult. Prices are per person.

C071W17 Saturday, January 14
(1 class) 10 a.m. - Noon
\$36 Members / \$39 Non-members

GORGEOUS GLASS MOSAIC
Diane Petron
Skill level: All

Learn to create fused glass mosaics with a Valentine theme. Using a grout-free technique, you'll design one or two plates or trinket trays with symbols of love, like a heart, kitten or puppy, butterfly or flower. Completed projects will be ready for pickup in two to three weeks after being fired in the kiln by the instructor.

Enrollment limited to 10 / Multigenerational class for ages 10+

C053W17 Saturday, January 28
(1 class) 1 - 3:30 p.m.
\$43 Members / \$47 Non-members

FLEECE MITTENS
Jenny Stice
Skill level: All



Let's make a fashion statement and amp up our winter wardrobe at the same time. In this class, you will make colorful fleece mittens perfectly sized to your hands, decorated with a contrasting color border. Learn about sewing patterns, and practice hand and machine sewing techniques as we create wearable fiber art. All skill levels are welcome!

Enrollment limited to 12 / Multigenerational class for ages 6+

C037W17 Saturday, February 4
(1 class) 1:30 - 3:30 p.m.
\$28 Members / \$30 Non-members

FELTED CREATURES
Jenny Stice
Skill level: All



Cool weather is a perfect time to make fuzzy wool creations! Using raw merino wool in an assortment of primary colors, we will practice felting basics to transform wool into a creature companion. You will learn the wet felting technique and then hand sew our creations for three-dimensional flair. This multigenerational class is for anyone ages 8 and up who loves fiber arts!

Enrollment limited to 12 / Multigenerational class for ages 8+

C063W17 Saturday, February 25
(1 class) 1:30 - 3:30 p.m.
\$28 Members / \$30 Non members



Create pottery with awesome surface design and texture!



Fiber artist Jenny Stice guides students in making colorful fiber projects.

CHILDREN AND TEENS

WINTER PAINT ADVENTURE
Art Center Faculty
Skill level: All

Get ready to paint winter scenes that celebrate the outdoors. This class is for anyone who likes to sled, skate or build a snow creature. Class will cover brush handling and color mixing. We will view paintings of winter action scenes, and then paint our own winter wonderland!

Enrollment limited to 16 / ages 5 to 7

C198W17 Saturday, January 14
(1 class) 9 - 11 a.m.
\$23 Members / \$25 Non-members

YOUTH DRAWING STUDIO
Dorothy Odland
Skill level: All

Learning to draw is learning to see. Young artists are encouraged to follow their natural inclinations sketching still lifes, gallery artwork and/or self-portraits with the guidance of a seasoned professional artist. This is an experiential, open studio class that offers personal, 1:1 feedback and encouragement. Bring a 14 x 17-inch sketchbook, 2B drawing pencils and a Pink Pearl eraser to the first class.

Enrollment limited to 16 / ages 6 to 10

C47317 Saturdays, January 14 - February 25
(7 classes) 9:30 - 11 a.m.
\$100 Members / \$111 Non members

MULTI-MEDIA EXPO SCULPTURE
Jenny Stice
Skill level: All

Sculptures can be made of many materials such as wire, duct tape, wood and cloth. In this fun class, we will explore sculpture, fiber arts and mixed media. Projects may include felted creatures, abstract moveable wire figures and architectural forms made of wood and found objects. This class is for anyone who wants to play with mixed media art techniques to create three-dimensional sculpture.

Enrollment limited to 16 / ages 6 to 10

C12117 Saturdays, January 14 - February 25
(7 classes) 11:30 a.m. - 1 p.m.
\$108 Members / \$119 Non-members

AMERICAN POP ART
Art Center Faculty
Skill level: All



Inspired by the iconic paintings of American pop artist Robert Indiana, we will create prints and acrylic paintings in vivid color. This class pops with fun as you explore line, shape, color and composition in art creations that combine images and text in new ways. You'll be introduced the basic techniques of relief printmaking and acrylic painting.

Enrollment limited to 16 / ages 8 to 12

C197W17 Saturdays, February 4 - 11
(2 classes) 9:30 - 11 a.m.
\$34 Members / \$37 Non-members

CLAY SURFACE DESIGN
Diane Petron
Skill level: All

Let's pinch, coil and slab our way into creating fun and functional ceramics. Projects will reflect the winter season, such as a decorated mug for hot chocolate and a plate for cookies. Learn how to create eye-catching designs on a clay surface. We'll experiment with texture tools, stamps and even kitchen utensils to make abstract, representational or freehand drawings. Roll up your sleeves for a fantastic clay experience!

Enrollment limited to 15 / ages 10 to 15

C13617 Saturdays, January 28 - February 18
(4 classes) 9:30 - 11:30 a.m.
\$104 Members / \$114 Non-members

DRAW LIKE VINCENT!
Sam Dahl
Skill level: All



In this workshop, we will use ink drawings by Vincent Van Gogh as a starting point and learn all about drawing techniques that create texture. We will practice a variety of texture drawing techniques like stippling and cross-hatching to create a series of ink drawings in this two-day workshop.

Enrollment limited to 16 / ages 10 - 15

C127W17 Saturdays, February 18 - 25
(2 classes) 10 a.m. - Noon
\$50 Members / \$55 Non-members

TWEEN DRAWING STUDIO
Dorothy Odland
Skill level: All

Learning to draw is learning to see. Young artists are encouraged to follow their natural inclinations sketching still lifes, gallery artwork and/or self-portraits with the guidance of a seasoned professional artist. This is an experiential, studio style class that offers personal, 1:1 feedback and encouragement. Bring a 14 x 17-inch sketchbook, 2B drawing pencils and a Pink Pearl eraser to the first class.

Enrollment limited to 16 / ages 11 to 16

C47717 Saturdays, January 14 - February 25
(7 classes) 11 a.m. - 1 p.m.
\$134 Members / \$149 Non-members



Examples of fun with American Pop Art.

SAMPLER SATURDAY: KIDS ART EXPLORATION
Jenny Stice
Skill level: All

In this fun sampler class, our project will be inspired by the winter season! We will experiment with a variety of artistic media such as drawing, painting, collage or printmaking. Participants will learn basic art techniques and terminology and have many opportunities to explore their own creative interests.

Enrollment limited to 12 / ages 6 to 12

CS10PM17 Saturday, February 18
(1 class) 1:30 - 3:30 p.m.
\$23 Members / \$25 Non-members



Registering for Classes

Once you’ve found the classes or workshops that interest you, reserve your spot by registering and paying as soon as possible, as some fill up quickly. Please register two weeks before class starts.

Register in the way that is most convenient for you:

- Online at minnetonkaarts.org/classes.*
- Stop by or call the Registrar at 952.473.7361, x. 16. Make sure to have the class number, title and payment ready. (Registrations made by phone must be paid by credit card.)
- Complete the Registration Form below and mail it to Minnetonka Center for the Arts, 2240 North Shore Drive, Wayzata, MN 55391.
- Fax completed registration form to 952.473.7363 or email to registration@minnetonkaarts.org.

Please note that class spots cannot be held without full payment.

If a class is cancelled due to insufficient enrollment, the Art Center will contact students by phone or email prior to the first class date. Students have the option to transfer into another class or receive a full refund.

If you have any questions, please call the Registrar at 952.473.7361, x. 16.

DISCOUNTS AND TUITION ASSISTANCE

Member Discount

Being a member of the Minnetonka Center for the Arts saves 10 percent on every class and workshop for twelve months. An annual household membership is \$55, and can be purchased at the time of registration immediately applying the discount to that registration.

Early Registration Discount *

Students currently enrolled in a class may earn a one-time \$5 savings on a 4-week course or \$10 savings on a 5-week or longer course, if registrations are made for the subsequent session before the early registration deadline. This discount only applies on registrations for classes in the session immediately following the session in which you are currently enrolled.

New Student Discount *

Non-member students who have never previously taken a class at the Minnetonka Center for the Arts qualify for a 10 percent discount on their first class. This is a one-time offer on tuition only and does not extend to materials, additional fees, Summer Arts Camp, birthday parties or subsidized classes. It cannot be combined with any other offer.

Tuition Assistance applications are available at the front desk or online at www.minnetonkaarts.org/classes. Applications are due three weeks prior to class start.

* **The Early Registration and New Student Discounts cannot be processed online. To claim these discounts please register by visiting or calling the front desk at 952.473.7361, x. 16.**

CANCELLATIONS

- The Art Center charges a \$5 administration fee for every registration cancellation or class transfer to cover administrative costs.
- Students canceling one week or more prior to the class start date will receive a 100 percent refund (minus the administration fee).
- Students canceling less than one week prior to the class start will receive a 50 percent refund (minus administration fee).
- If canceling on the day the class starts or later, there is no refund.
- If canceling a workshop registration less than one week prior to the workshop date, there is no refund.
- Transfers must be made more than one week prior to a class start date and are subject to the administration fee.
- Tuition is not prorated for missed classes or for students who register late. Make-up classes are available at the discretion of the instructor.
- Late registrations may be accepted after a class has begun if space is available and with the permission of the instructor.

MATERIALS

Materials fees and model fees not included in tuition must be paid with class registration.

The course description will indicate what materials are needed. If a materials list is not mentioned or provided before the start of class, bring the supplies you have or think you might need. Your instructor will tell you if additional materials are needed.

Photography students should bring their own camera. Ceramics students supply their own tools and clay (which may be purchased in the Art Center shop). The average materials cost per session for beginners is about \$35. Firing and glazing fees are calculated by dimension and are paid at the front desk.

OPEN STUDIO POLICY

Studio privileges are available during regular building hours only to students who are currently enrolled in (and regularly attending) a class. Please see your instructor or call the Registrar for open studio hours.

CLASS SKILL LEVELS

To help students find classes with the right level of challenge, the classes in this catalog are noted with the following skill levels:

(B) Beginner: Student has no experience with the medium or needs fundamental knowledge of techniques and materials.

(AB) Advanced Beginner: Student needs more instruction or a refresher on fundamental techniques or help solving basic problems with the medium.

(I) Intermediate: Student has already completed several works in this medium and has begun exhibiting. Student is able to solve many problems independently, is developing design and composition skills and wants to try, or is experimenting with, a variety of techniques.

(AD) Advanced: Student is able to work independently and seeks critique from instructor or peers. Student has developed a style and can discuss the concept behind the work and has begun the process of creating a resume and portfolio.

(ALL) All Skill Levels: the class is open to students of all levels.

[CORE CLASS] A fundamental class that may be a good entry into a new medium.

The Art Center recommends that students in all disciplines take a drawing class at some point in their education.

Registration Form

Minnetonka Center for the Arts

TODAY'S DATE

Individual or Family Name

Address City/State/Zip

Phone Number Alternate Phone

Emergency Contact (Name, relationship, phone)

Student Email

Class No.	AM PM	Class or Workshop Title	Student Name	D.O.B (<18)	Model/New Student Mat. Fees	Tuition

MEMBERSHIP STATUS Membership is encouraged but optional

☐ **Current Member** ☐ **Non-member** ☐ **New Member:**

☐ **Basic \$55** (\$50 with senior discount) ☐ **Sponsor \$250**

☐ **Friend \$100** ☐ **Patron \$1,000**

☐ **New Student** Tell us how you discovered the Art Center?

(please circle one) Word of Mouth • Advertisement • Web Search

Facebook • Yelp • Article • Catalog Mailing • Event or Exhibit

Ridgedale • Drive by • Summer Arts Camp • Other

TUITION SUBTOTAL

MODEL/NEW STUDENT
MATERIAL FEES SUBTOTAL

(OPTIONAL) MEMBERSHIP

sub total

MINUS DISCOUNTS OR SCHOLARSHIPS

TOTAL

METHOD OF PAYMENT

☐ Check #

☐ Visa ☐ Mastercard

Account #

Exp. Date

Date into RE (Office use)

REGISTRATION & CLASS FEES

All fees must be paid in full when you register. We cannot reserve space without full payment. You may register by:

Mail: 2240 North Shore Drive

Wayzata, MN 55391

Phone: 952.473.7361, ext. 16

Fax: 952.473.7363



The Minnetonka Center for the Arts is accessible to students with disabilities. If you require special assistance, please let the Registrar know at 952.473.7361, x. 16, or the Minnesota Relay Service (for the hearing impaired) at 800.627.3529 two weeks prior to class. We will be happy to accommodate your needs.

SCHOLARSHIPS

Tuition assistance is available thanks to contributions to scholarship funds to help make art education available to all children and adults. Please call the Registrar at 952.473.7361, x. 16, for information and an application.

CALLS FOR ENTRIES Opportunities for Artists

Discover a wealth of exhibition opportunities with the Minnetonka Center for the Arts, including major exhibits in our museum-quality gallery, smaller and more intimate exhibits in other spaces in the Art Center, and year-round displays in the public areas throughout Ridgedale Center. Make it a habit to check this page, the Exhibits webpage at minnetonkaARTS.org and MnArtists.org for the latest Calls for Entries and take advantage of these opportunities to show and sell your artwork.

CALL FOR ENTRIES

Juried Figure Show

Deadline: December 30

Open to artists residing in Minnesota, North Dakota, South Dakota, Nebraska, Iowa and Wisconsin. Submit up to 12 images of original artwork depicting or inspired by the human figure by the deadline for consideration. All work must be available for sale. Find the complete Call for Entries for the Juried Figure Show on the Exhibits webpage at minntonkaARTS.org or at MnArtists.org.



CALL FOR ENTRIES

Student Show

Intake: January 24, 9 a.m. - 7 p.m.

Any MCFTA student (age 16+) who has been enrolled in a class between January 1 and December 31, 2016, may exhibit. One piece may be entered per class taken, with a maximum of two pieces per student. (Please note that the same class taken multiple times with the same instructor counts as one class.) Entries must reflect the medium and the purpose of the class taken. All two- and three-dimensional media, except installation and video, will be considered. Deliver artwork during intake hours per the instructions detailed in the Call for Entries found on the Exhibits webpage at minnetonkaARTS.org or at MnArtists.org.

CALL FOR ENTRIES

Ridgedale: Partners in Art

Exhibit your art to millions!

Makers of art and fine craft throughout Minnesota are invited to submit work for consideration in the Partners in Art program. Find the complete Call for Entries for Partners in Art on the Exhibits webpage at minnetonkaARTS.org or at MnArtists.org.

Winter 2017 Artist-Instructor Bios

Carl Beihl is a practicing artist and photographer and is truly a product of the Minnetonka Center for the Arts and its culture of artist development. Carl began his artist’s journey in the early 1970s, juggling Art Center classes with a business and consulting career. For more than 10 years, he has been a fulltime visual artist with an emphasis in photography, ceramics and painting.

Traudi Bestler trained at the Weavers Guild of Minnesota, the Weaving School and Sievers School of Fiber Arts. She has been a teacher of weaving, dyeing and fiber arts for more than 20 years. Traudi has also been a workshop presenter at the annual Minnesota Weaving Federation and schools and guilds around the country.

Robert Bowman is a ceramics artist with a studio art degree from St. Olaf College. In addition to teaching clay classes since 1997, he is the Exhibits Director and Retail Manager for the Minnetonka Center for the Arts.

Krissy Catt has been building her career in clay, with a focus on hand-building, for more than two decades, starting with a B.F.A. from the University of Minnesota. Beside her business, Catt Ceramics, Krissy works in the Edina Schools and with senior adults. Her whimsical figures (some more than five feet tall) are on display in the Art Resources Galleries in International Market Square and at the Galleria.

Michele Combs is a plein air, impressionistic painter who studied classical realism at the Minnesota River School of Fine Art and with nationally recognized artists from throughout the U.S. Now a full-time visual artist, after a career in occupational therapy, Michele has been painting since 1995 and teaching since 2005.

Michèle Coppin relocated to Minnesota from Belgium where she concentrated on painting and creating videos for the city of Brussels about its artistic heritage. With a B.F.A. from Rhode Island School of Design and M.F.A. from the Pratt Institute, Michèle has been an instructor for more than a decade, teaching college courses as well as MCFTA outreach classes for children, teens, and seniors with memory loss.

Samuel Dahl is a practicing artist with nine years of teaching experience. New to Minnesota, he received his M.F.A. in painting and drawing from the University of Texas-Austin and B.A. in studio art and comparative religion from Dartmouth College, where he was the co-winner of the prestigious Perspectives and Design Award in 2002. Experienced and knowledgeable in a variety of printmaking techniques, he is excited to add printmaking to the adult education program.

Susan Frame is an award-winning artist, the author of *Japanese Ink Painting: A Beginner’s Guide to Sumi-e* and has taught workshops on Sumi-e painting in the U.S. and internationally. With a B.A. degree from Gustavus Adolphus College, Susan has continued her study of classical “ink-brush” landscape and flower painting with internationally renowned masters including Zhou He-Jun, Wuscious Wong, Cheng Khee Chee, Lu Yen Shao and Shozo Sato. Her work combines traditional Sumi-e techniques with lots of experimentation for her contemporary impressions and interpretations of the beauty she sees around her.

Suzanne Galloway has been a teacher for more than 15 years. With a B.A. in studio art and art history from DePauw University, she has also studied at the University of Minnesota, Minneapolis College of Art and Design, and with nationally recognized artists. One of her works, *May Apple*, is included in the Eloise Butler Wildflower Garden Florilegium, a rare and extensive flora documentation that will be preserved for 100 years.

Doug Garder has a B.A. in studio art and English from Southern Illinois University and an M.F.A. in painting from West Virginia University. He has taught at the Art Institutes International Minnesota in Minneapolis since 1999 and at many art center venues, including MCFTA, before that. He has participated in more than 75 juried group and solos exhibitions across the United States.

Karen Graham began blowing glass in 1997. She was later drawn to kiln-formed glass when she discovered Higuchi’s pâte de verre (paste of glass) at the Corning Museum where she attended workshops on fusing and casting glass. Her study of handbuilt pottery in college influences her style, and the appeal of architectural lines is a foundation for her work. Her work has been shown at Grand Hand Gallery in St. Paul and in Art-a-Whirl in Minneapolis.

Leslie Granbeck is a felt-maker and instructor living in Minneapolis. Leslie loves sharing her knowledge of fibers and their magical transformation into felt. She teaches traditional wet, nuno, needle and – her favorite – three-dimensional seamless felting techniques. Her classes are full of color, creativity and adventure.

Kristin Grevich studied fine art at the University of Minnesota-Mankato before embarking on careers in equestrian disciplines and later real estate. Returning to her love of painting in 2003, she has studied in the U.S., Europe, China and Tibet. She has exhibited widely, received many awards, and was the cover and featured artist in the October 2013 issue of *Minnesota Women’s Press*. Originally a student (2003 - 2010) of beloved MCFTA instructor Reid Galey, she is excited to return and continue his fun and engaging approach to teaching the impressionist style painting.

Anne Groton is a designer and photographer with a B.S. degree in interior design from Colorado State University. Anne’s design skills have served retail giants including Sears, Montgomery Ward and Target. Her photography has been exhibited in juried shows and public galleries and licensed to décor manufacturers and stock image libraries.

Catherine Harding is a self-taught artist with a B.A. in zoology and botany from the University of Montana and more than 30 years of experience in watercolor painting. With a home studio in Lake Elmo, Minnesota, Catherine teaches classes and work-shops in basic watercolor technique, color theory and composition and is a signature member and past president of the Minnesota Watercolor Society.

Sonja Hutchinson is a Signature Member and President of the Minnesota Watercolor Society and has been painting in watercolor since 2001. She has studied with many established watercolor artists and has frequently exhibited in juried shows and received honors for her work. Her artwork employs both traditional and non-traditional watercolor techniques. To her, the watercolor medium is simultaneously challenging and enchanting, where spontaneity and intention collide.

Georgia Kandiko is an award-winning artist and instructor. She has attained Signature Status with the Minnesota Watercolor Society and Red River Watercolor Society, frequently displaying and earning honors in their annual shows. Georgia is also an award-winning member of Artists of Minnesota and participates in several national watercolor societies. Her work is featured in public and private collections.

Cynthia Kath, a pastel artist with a B.A. in fine art, is currently working on her Master of Liberal Studies at the University of Minnesota in fine art, architecture and horticulture. She has also studied at Parsons School of Design in Paris, as well as privately with renowned oil and pastel artists. Cynthia teaches at numerous venues, exhibits her work locally and internationally, and is very involved with The Village Gallery in Lahaina, Hawaii.

Keren Kroul creates intricate and multilayered large-scale watercolor paintings on paper, inspired by memory, identity, and nature. With an M.F.A. in painting from the Parsons School of Design in New York City and a B.A. in visual arts from Brandeis University in Massachusetts, Keren has exhibited in solo and group shows, including the Minnesota Museum of American Art, the Art Museum of the University of Memphis, The Revolving Museum in Massachusetts and at the TEOR/eTica in Costa Rica.

Bonnie Lauber-Westover holds a bachelor’s degree in studio art from the University of Iowa and master’s degree in studio art from Illinois State University. She has taught in the Minneapolis area for 25 years at schools, colleges and art centers. She has exhibited widely, juried many art competitions and been a visiting artist at many art centers and schools. Bonnie enjoys seeing former students who now exhibit, maintain studios, and work as artists!

Laurie Lausen is an avid rug hooker whose fiber journey has taken many paths. She began designing and hooking rugs in the early 1970s while still in school and in the 1980s founded L.J. Fibers, a Minneapolis-based studio, gallery and retail shop now known as the Wooly Red Rug. Laurie has been listed in the *Directory of Traditional American Crafts* as one of “America’s Best” since 2009. Many national publications have featured her work and published articles she’s written.

Steven Leeman has studied stone carving at the Minnetonka Center for the Arts and in Carrara, Italy, with Pazzi DePeuter. He studied bronze sculpture with Heidi Hoy and impressionist painting with Reid Galey. His sculptures have won several awards. He is the owner of Steve Leeman Company, Decorative Arts since 1974.

Susan Lyman worked as an art director in major advertising agencies and has been involved in the Minnetonka Center for the Arts for more than 15 years. Her sculpture work is primarily figurative and often life-sized. As a teacher she enjoys nurturing her students to develop their stone sculpting skills. Susan holds a B.A. in studio art, with a minor in anthropology from the University of Minnesota.

Ernest Miller, Jr. is a ceramicist and sculptor with extensive experience teaching adults and children. With a B.A. in three-dimensional studio art from Eastern Illinois University, Ernest is an exhibitor and award winner in many juried shows nationally and his work is widely collected.

Dorothy Odland holds both a B.F.A. and M.F.A. from the University of Minnesota. Through her career she has been an exhibitor, award winner, exhibit juror and gallery lecturer for 22 years at Walker Art Center. She is also a founding member and mentor with the Women’s Art Resources of Minnesota (the WARM). Her work is found in many corporate and private collections.

If a class description lists “Art Center Faculty,” it means that as this catalog went to print an instructor had not yet been assigned. Please check the website or call the Registrar for more current information.

Kristin Pavelka learned a wide range of ceramics firing techniques working under Dan Anderson at Southern Illinois University. She holds a B.A. in studio arts from Carleton College in Northfield and an M.F.A. from Penn State University where her love for earthenware began. Kristin has significant teaching experience including five years at Hamline University as an adjunct instructor.

Lee Persell is the Ceramics Studio Manager for the Minnetonka Center for the Arts. She exhibits in shows and galleries throughout the Midwest, and has taught at the Minnetonka Center for the Arts since 1997.

Diane Petron’s enthusiasm for all things creative began as a youngster. Nearly 20 years ago, she discovered the Minnetonka Center for the Arts and began taking classes in pottery and, later, fused glass. Though her B.A. is in Music Education, Diane has discovered that she enjoys teaching art much more than teaching music.

Ellen Richman is a well-recognized contemporary abstract painter. With a B.F.A. from the University of Minnesota, Ellen’s award-winning paintings have been widely exhibited. Her work is found in collections throughout the U.S. and Mexico and is currently represented by Circa Gallery in Minneapolis and Thomas Masters Gallery in Chicago.

Danny Saathoff is a full-time artist and instructor who splits his time between sculptural art and jewelry design, believing that the two art forms directly influence one another. He has been featured on TPT’s *Minnesota Original* and participated in the Walker Art Invitational jewelry artist showcase on multiple occasions. He teaches at Carleton College and is the vice president of the newly-formed Minnesota Jewelry Arts Guild.

Jenny Stice graduated from the Minneapolis College of Art and Design with a degree in Sculpture. Due to a split training of Environmental Education and Fiber Arts, Jenny’s artwork often takes shape as her current ecosystem of study. Her main format of creation is crocheting, but has a formal training in sewing and felting. Her artwork may be found displayed privately in Minnesota and with gallery representation in Lexington, Kentucky.

Audrey Stommes has an M.F.A. in painting and drawing from the University of Nebraska-Lincoln. She has taught there and at University of Wisconsin-Stout and the Lux Center for the Arts in Lincoln, Nebraska. She was an artist-in-residence at the New York Center for the Arts and Media Studies and the Vermont Studio Center. Her work is exhibited nationally, internationally and in solo exhibitions.

Tracie Thompson specializes in oils, murals, animal portraits and mixed-media work that taps into the life beneath the observable surface. With a B.F.A. from the University of South Florida-College of Fine Arts in Tampa, Tracie has exhibited in solo and multi-artist shows around the Twin Cities and in Florida and has experience teaching at community art centers.

Want to Teach?

If you are an artist interested in teaching at the Minnetonka Center for the Arts, please send a letter of interest, current resume/CV and digital images of your work to our adult or youth program director:

Mara Miller,
Adult Program Director
mmiller@minnetonkaarts.org,
952.473.7361, x. 13

Nicole Buchholz, Children and Youth Program Director
nbuchholz@minnetonkaarts.org,
952.473.7361, x. 26

Art Center Hours

September 6, 2016 – June 17, 2017

Monday	9 a.m. - 4 p.m.
Tuesday	9 a.m. - 9:30 p.m.
Wednesday	9 a.m. - 4 p.m.
Thursday	9 a.m. - 9:30 p.m.
Friday	9 a.m. - 4 p.m.
Saturday	9 a.m. - 4 p.m.
Sunday	closed

Art Center Café Hours

Mondays - Fridays 9 a.m. - 1:30 p.m.
Providing healthy sustenance for our students and the general public, the Art Center Café offers fresh baked goods and a delicious lunch specials that change weekly. on-premise dining. (Sorry, no take out.) To see the current menu, visit the Art Center Café webpage at minnetonkaARTS.org.


The Art Center is closed these dates:
Nov. 24, Dec. 24 - Jan. 2*, May 29, July 4, and Aug. 28 - Sept. 4*.
* Phone lines will be open M-F these weeks, excluding holidays, from 9 a.m. - 4 p.m. to take class registrations.
There is no Open Studio when the Art Center is closed.

Weather closings will be posted on KARE, KSTP and WCCO television stations and websites.

DIRECTIONS 2240 North Shore Drive, Wayzata 55391-9347
(Enter complete address into GPS for accurate directions)
From the East 394 West to County Rd. 15 to North Shore Dr. (And from North & South via 494 to 394 West.)
From the West County Rd. 15 to North Shore Dr. or County Rd. 11 W to County Rd. 15 to North Shore Dr.
From the North Brown Road to North Shore Dr. or County Rd. 19 to County Rd. 151/North Shore Dr.
From the South MN41 to MN7 East to Country Rd. 19 North to County Rd. 15 to North Shore Dr.



This activity is made possible by the voters of Minnesota through a Minnesota State Arts Board Operating Support grant, thanks to a legislative appropriation from the arts and cultural heritage fund, and a grant from the Wells Fargo Foundation Minnesota.



NEWS YOU CAN USE

Open Studio is a free benefit for currently registered students to continue artwork projects outside of class. Open Studio hours are posted by studio doors or available from the Studio Manager or Registrar.

Scholarships are available on the Classes webpage at minnetonkaARTS.org or through the Registrar.

Tuition discounts are available to Members, first-time New Students*, and Continuing Students*. (See page 18 for details.) *These discounts can only be redeemed by registering for classes by phone or in person with the Registrar.

Annual Basic Household Membership is \$55 (\$50 for Seniors age 62+).

Attractions and Amenities

- Exhibits in the Laura H. Miles Gallery and throughout the Art Center
- The Lindahl Family Library on the 2nd Floor, M - F, 9 a.m. - 4 p.m.
- Free Wi-fi in the Art Center Café and studios.
- Art Center Gift Shop

The Registrar is available during Art Center Hours to help with questions, class registrations, donations, memberships and more. To speak with a Registrar, stop by the front desk or call 952.473.7361, x. 16. Please be courteous and respectful as we make every effort to respond to your needs.

Minnetonka Center for the Arts
2240 North Shore Drive
Wayzata, MN 55391-9347
minnetonkaARTS.org
952.473.7361, x. 16

OUR MISSION

In the belief that the visual arts are indispensable to a healthy community, it is the mission of the Minnetonka Center for the Arts to provide teaching excellence, quality exhibitions and cultural enrichment for people of all ages, interests and abilities.

Nonprofit
Organization
U.S. Postage
PAID
Minnetonka
Center for the Arts

VISUALLY SPEAKING/

WINTER
2017

Minnetonka Center for the Arts

Visual arts education for all ages, interests and abilities

Discover handmade art and fine craft for unique gifts
at the Arts of the Holidays Show & Sale / PAGE 2

Thinking of becoming a student? Don't miss the
Student Show in February / PAGE 2

Meet instructors Suzanne Galloway and Danny Saathoff
in the Artist Spotlights /PAGE 5

Enjoy a fresh, healthy lunch in the Art Center Café!
Monday - Friday, 9 a.m. - 1:30 p.m.

Let cares melt away in an art class
this winter / PAGES 8 - 17

Everyone is welcome
at the Art Center!



**Arts of the Holidays
Show & Sale**
November 10 (6 p.m.) - December 23
Mondays - Saturdays, 10 a.m. - 4 p.m.